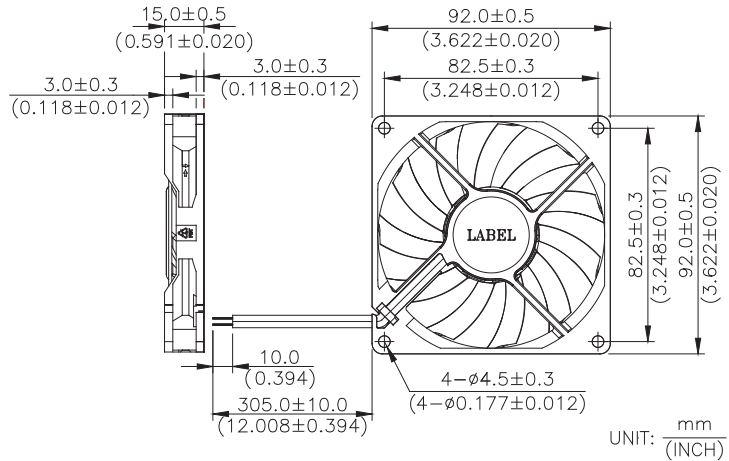


AFB 92 x 92 x 15 MM SERIES

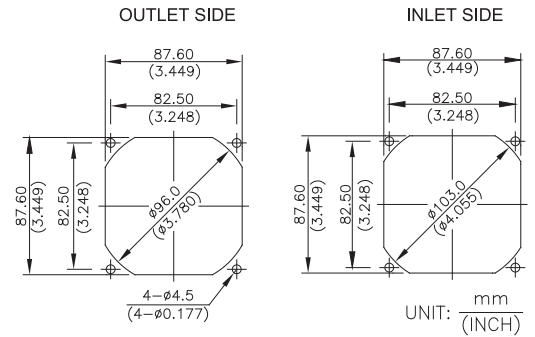
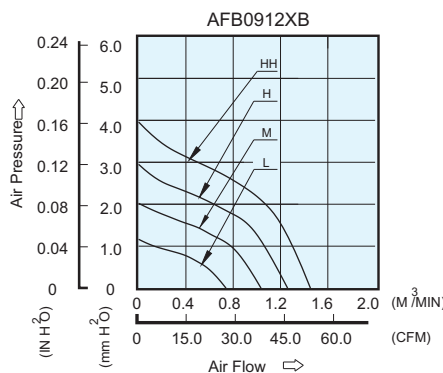
DIMENSIONS DRAWING



- * Bearing Type
Two Ball Bearings
- * Material
Impeller & Frame : Plastic(UL 94V-0)
- * Lead Wires :
UL 1007 AWG #24 OR Equivalent
Red Wire Positive(+)
Black Wire Negative(-)
- * Weight : 68g (2.39 OZ)
- * Rib Type Only

P & Q CURVE (AT RATED VOLTAGE)

MOUNTING PANEL CUTOUT



MODEL		Rated Voltage	Operating Voltage Range	Input Current	Input Power	Speed	Maximum Air Flow		Maximum Air Pressure		Noise
PART NO.	FUNCTION	VDC	VDC	Amp	Watt	R.P.M.	m ³ /min	CFM	mmH ₂ O	IN H ₂ O	dB-A
AFB0912LB	-R00 / -F00	12	5.0 to 13.8	0.10	1.20	1800	0.739	26.09	1.16	0.045	25.0
AFB0912MB	-R00 / -F00	12	5.0 to 13.8	0.13	1.56	2300	1.035	36.55	2.02	0.079	32.5
AFB0912HB	-R00 / -F00	12	5.0 to 13.8	0.21	2.52	2800	1.260	44.49	2.95	0.116	37.5
AFB0912HHB	-R00 / -F00	12	5.0 to 12.6	0.31	3.72	3300	1.453	51.53	3.96	0.156	41.5

* Function type is optional.
 * The max. air flow and the speed are measured in free air ; max. air pressure is measured at zero air flow.
 * Noise is measured in anechoic chamber in free air, one meter from intake side.
 * All readings are typical values at rated voltage.
 * Specifications are subject to change without notice.