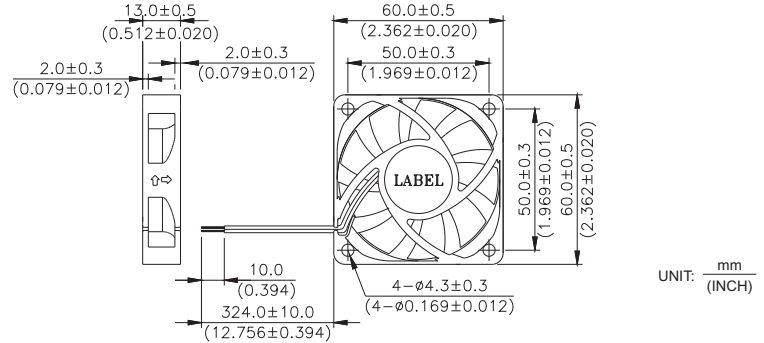


AFB 60 x 60 x 13 MM SERIES

DIMENSIONS DRAWING

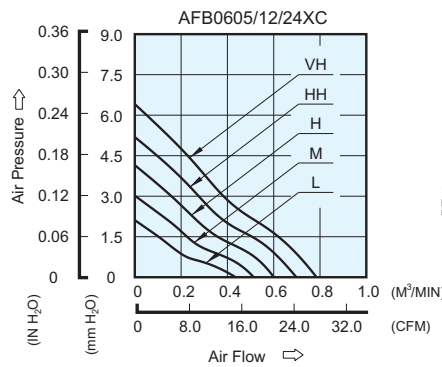


UNIT: $\frac{\text{mm}}{\text{(INCH)}}$

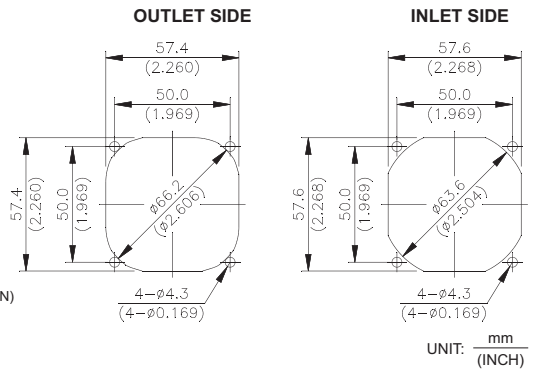


- * Bearing Type : Ball Bearings
- * Material : Impeller & Frame : Plastic(UL 94V-0)
- * Lead Wires : UL 2468 AWG #28 OR Equivalent
Red Wire Positive(+)
Black Wire Negative(-)
- * Weight : 33.5g (1.18 OZ)
- * Rib Type Only

P & Q CURVE (AT RATED VOLTAGE)



MOUNTING PANEL CUTOUT



UNIT: $\frac{\text{mm}}{\text{(INCH)}}$

MODEL		Rated Voltage	Operating Voltage Range	Input Current	Input Power	Speed	Maximum Air Flow		Maximum Air Pressure		Noise
PART NO.	FUNCTION	VDC	VDC	Amp	Watt	R.P.M.	m ³ /min	CFM	mmH ₂ O	IN H ₂ O	dB-A
AFB0605LC	-R00 / -F00	5	4.5 to 5.5	0.12	0.60	3000	0.436	15.40	2.11	0.083	24.0
AFB0612LC	-R00 / -F00	12	7.0 to 13.8	0.08	0.96						
AFB0624LC	-R00 / -F00	24	14.0 to 27.6	0.05	1.20						
AFB0605MC	-R00 / -F00	5	4.5 to 5.5	0.18	0.90	3600	0.514	18.15	3.02	0.119	28.0
AFB0612MC	-R00 / -F00	12	7.0 to 13.8	0.11	1.32						
AFB0624MC	-R00 / -F00	24	14.0 to 27.6	0.06	1.44						
AFB0605HC	-R00 / -F00	5	4.5 to 5.5	0.29	1.45	4200	0.601	21.22	4.15	0.163	31.5
AFB0612HC	-R00 / -F00	12	7.0 to 13.8	0.14	1.68						
AFB0624HC	-R00 / -F00	24	14.0 to 27.6	0.07	1.68						
AFB0612HHC	-R00 / -F00	12	7.0 to 13.8	0.20	2.40	4800	0.698	24.65	5.19	0.204	35.0
AFB0624HHC	-R00 / -F00	24	14.0 to 27.6	0.09	2.16						
AFB0612VHC	-R00 / -F00	12	7.0 to 13.8	0.24	2.88	5400	0.785	27.72	6.41	0.252	38.0
AFB0624VHC	-R00 / -F00	24	14.0 to 27.6	0.12	2.88						

* Function type is optional.
 * The max. air flow and the speed are measured in free air ; max. air pressure is measured at zero air flow.
 * Noise is measured in anechoic chamber in free air, one meter from intake side.
 * All readings are typical values at rated voltage.
 * Specifications are subject to change without notice.
 * Both of the ball bearing and the 1 ball + 1 Sleeve type are available.