

Specifications

Parameter	Unit	Minimum	Typical	Maximum
Center Frequency	MHz	-	800	-
Insertion Loss	dB	-	2	5
1 dB Bandwidth	MHz	-	36.24	-
3 dB Bandwidth	MHz	53.3	55	-
35 dB Bandwidth	MHz	-	134.53	55
Passband Variation($f_0 \pm 20\text{MHz}$)	dB	-	0.1	1
Absolute Delay	usec	-	0.02	-
Group Delay Variation($f_0 \pm 20\text{MHz}$)	nsec	-	8	20
Ultimate Rejection	690~770MHz	dB	3	11
	830~910MHz	dB	3	4
	1~690MHz	dB	35	48
	910~1000MHz	dB	35	50
Material Temperature coefficient	KHz/°C	-54.4		
Ambient Temperature	°C	25		
Package Size	SMD3.8*3.8			

Notes:

1. All specifications are based on the test circuit shown
2. In production, devices will be tested at room temperature to a guardbanded specification to ensure electrical compliance over temperature
3. Electrical margin has been built into the design to account for the variations due to temperature drift and manufacturing tolerances
4. This is the optimum impedance in order to achieve the performance show

Matching Configuration


INPUT
50 Ω



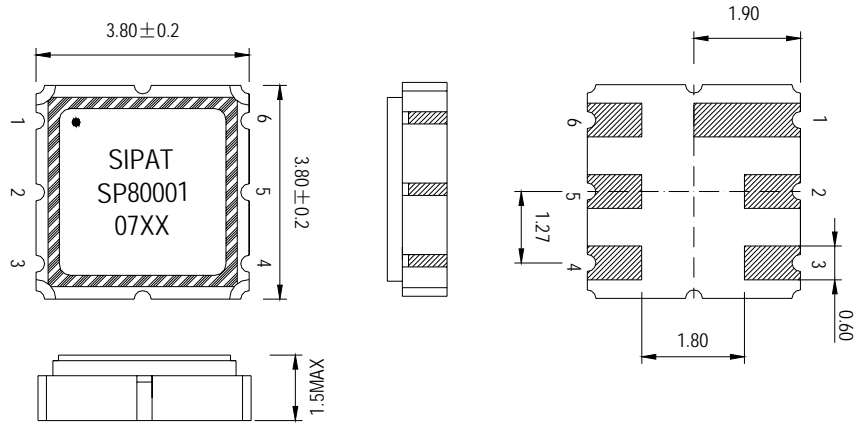
OUTPUT
50 Ω

Source/Load Impedance=50 ohm

Notes - Component values may change depending on board layout.

	SIPAT Co., Ltd. (CETC No. 26 Research Institute) Nanping Huayuan Road No. 14 Chongqing, China, 400060	Part Number	SP80001	
		Rev. Date	2007-04-30	
		Ver.	1.0	Page 1/4

Package Dimension




- 1) ∙: Pad Number 1 Index
- 2) SIPAT: Manufacturer name
- 3) SP80001: Part Number
- 4) 07XX: Date Code

Input	2
Output	5
Ground	1,3,4,6

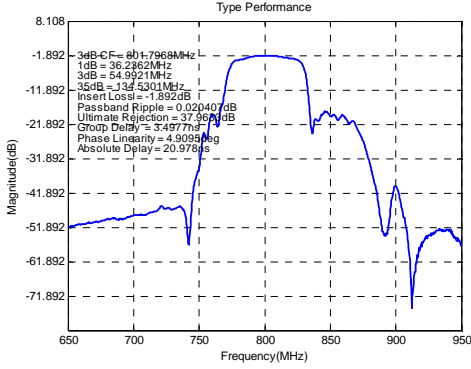
Package: SMD3.8*3.8

Unit: mm

	SIPAT Co., Ltd. (CETC No. 26 Research Institute) Nanping Huayuan Road No. 14 Chongqing, China, 400060	Part Number	SP80001	
		Rev. Date	2007-04-30	
		Ver.	1.0	Page

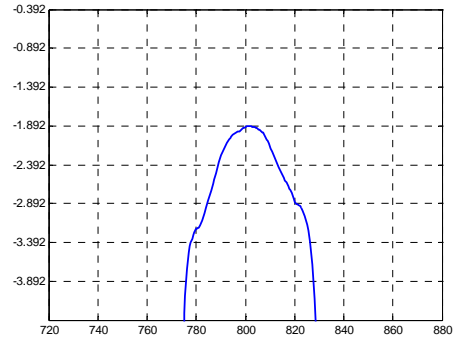
Typical Performance

Frequency Respond



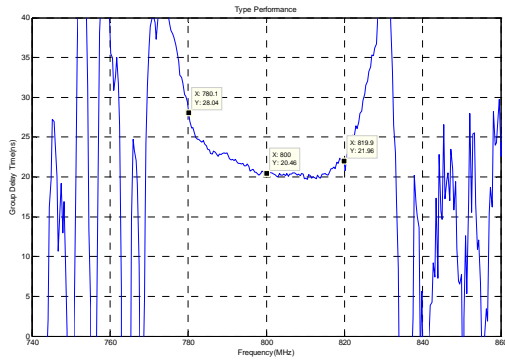
Horizontal: 50MHz/Div Vertical: 10dB/Div

Passband Respond



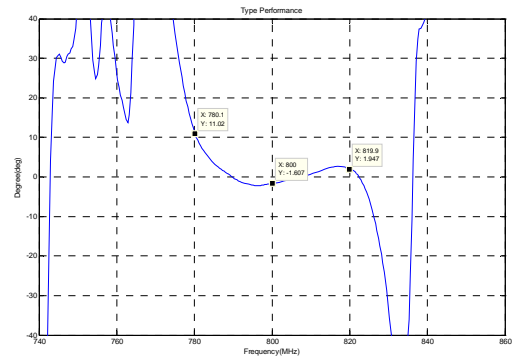
Horizontal: 20MHz/Div Vertical: 0.5dB/Div

Group Delay Variation(f0±20MHz)



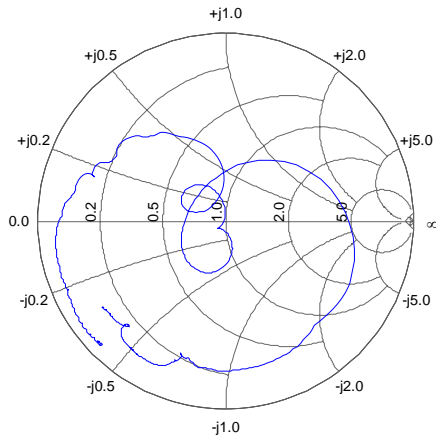
Horizontal: 20MHz/Div Vertical: 5ns/Div

Phase Linearity(f0±20MHz)

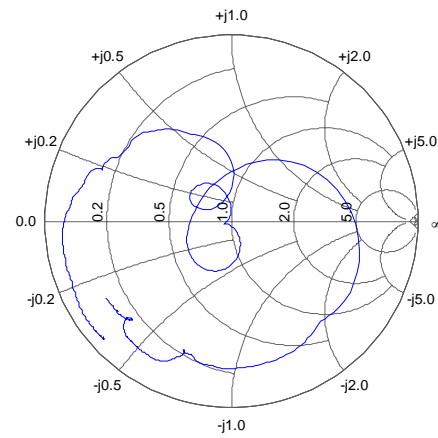


Horizontal: 20MHz/Div Vertical: 10deg/Div

Smith Chart S11



Smith Chart S22




SIPAT Co., Ltd.
(CETC No. 26 Research Institute)
Nanping Huayuan Road No. 14
Chongqing, China, 400060

Part Number	SP80001
Rev. Date	2007-04-30
Ver.	1.0

Page 3/4

Maximum Ratings

Operating Temperature Range	°C	[-40°C;+85°C]
Storage Temperature Range	°C	[-40°C;+105°C]
DC Voltage	V	0
Input Power	dBm	10 max
ESD Class		1

	SIPAT Co., Ltd. (CETC No. 26 Research Institute) Nanping Huayuan Road No. 14 Chongqing, China, 400060	Part Number	SP80001	
		Rev. Date	2007-04-30	
		Ver.	1.0	Page 4/4