


MODEL HT82 SERIES

VDSL Coupling Transformers

NEW PRODUCT



FEATURES AND BENEFITS

- Supports industry standard VDSL transceivers
- Excellent total harmonic distortion characteristics
- Meets standard dielectric withstanding voltage requirements
- Available in through hole and surface mount designs with gold plated leadless pads
- Conforms to ANSI, ITU and ETSI standards
- Can be customized to meet unique IC requirements

APPLICATIONS

- VDSL coupling transformer
- Supports 2 to 4 wire connections
- Up to 25.92 Mb/s applications

ELECTRICAL @ 25 °C

Part Number	Turns Ratio Line-Chip	Open Circuit Inductance ⁽²⁾ μ H Min.	Return Loss dB Min.	Insertion Loss dB Max.	Longitudinal Balance dB Min.	THD ⁽³⁾ dB Max.
HT82-99627 ⁽¹⁾	1:1	175	10 0.2-11MHz	0.8 0.2-11MHz	40 0.2-11MHz	-70
HT82-99652	Tx 1:1:1	250	22/0.3-1MHz 10/1-30MHz	0.5/0.3-1MHz 0.8/1-30MHz	30 0.3-30MHz	-70
	Rx 1:1:1:2ct					-60
HT82-99653	1:1	250	17 0.2-30MHz	0.75 0.2-30MHz	40 0.2-100MHz	-70

Specifications subject to change without notice.

ELECTRICAL NOTES

- (1) Supports Broadcom BCM 6010. Assumes pins 2-3, 8-9 are tied externally.
- (2) OCL tested @10kHz, 100mV.
- (3) THD tested @ 100kHz, 6.6V p-p with 135Ω load.

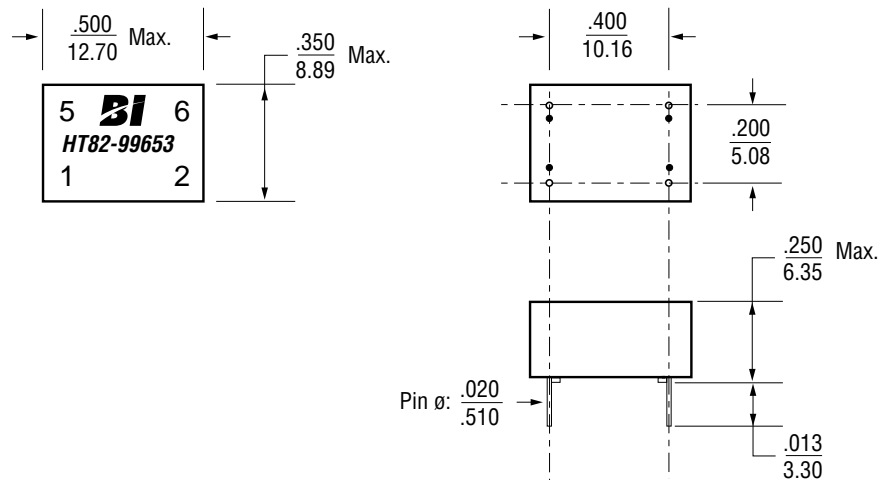
ENVIRONMENTAL

Operating Temperature Range

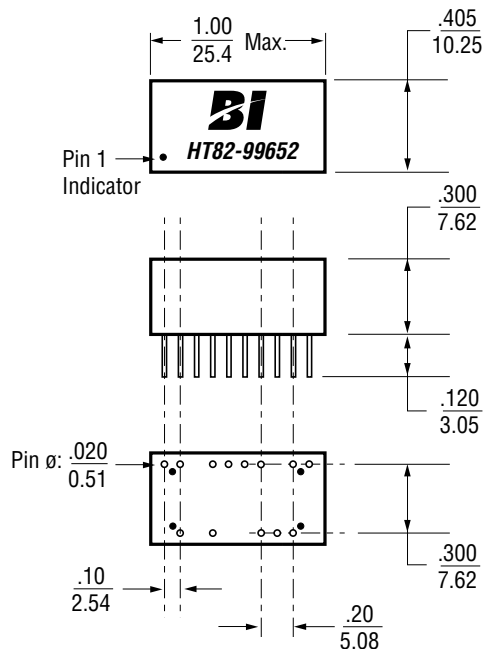
-40°C to +85°C

OUTLINE DIMENSIONS (Inch/mm)

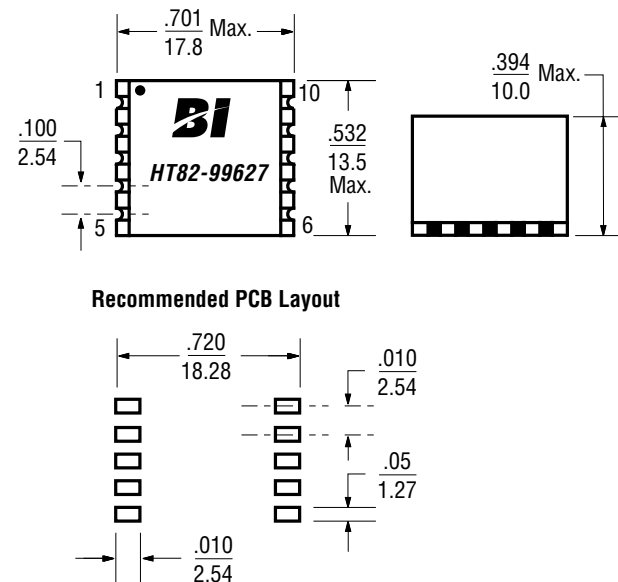
HT82-99653- Through Hole



HT82-99652- Through Hole

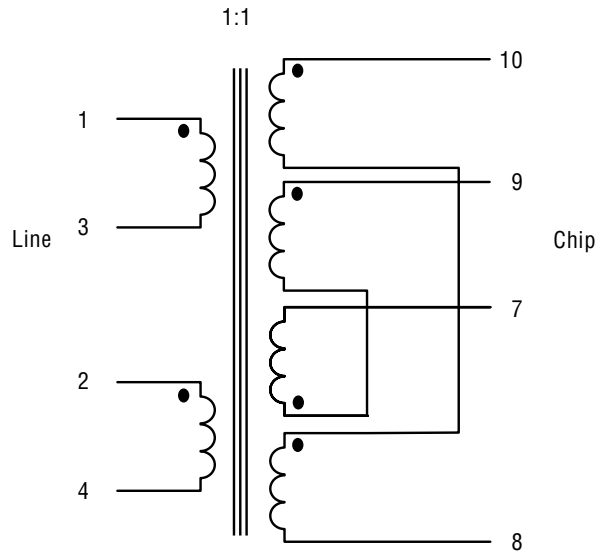


HT82-99627 - Surface Mount

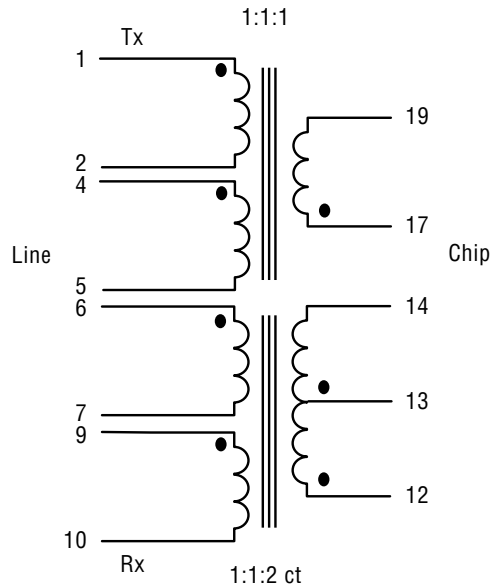


SCHEMATICS

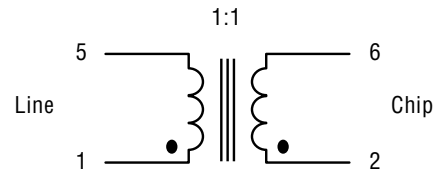
HT82-99627



HT82-99652



HT82-99653



PACKAGING

Standard: Plastic Tubes

Capacity	HT82-99627	=	28 Units
	HT82-99652	=	20 Units
	HT82-99653	=	40 Units

ORDERING INFORMATION

Model Series: _____ HT82 _____ 99627 _____ Factory Code (Package/Schematic)
VDSL Transformers