

TRIPLE DIFFUSED PLANER TYPE
HIGH VOLTAGE, HIGH SPEED SWITCHING

Features

- High voltage, High speed switching
- High reliability

Applications

- Switching regulators
- Ultrasonic generators
- High frequency inverters
- General purpose power amplifiers

Maximum ratings and characteristics

- Absolute maximum ratings ($T_c=25^\circ\text{C}$ unless otherwise specified)

Item	Symbol	Ratings	Unit
Collector-Base voltage	V_{CB0}	900	V
Collector-Emitter voltage	V_{CE0}	800	V
Collector-Emitter voltage	$V_{CE0(SUS)}$	-	V
Emitter-Base voltage	V_{EB0}	10	V
Collector current	I_C	5	A
Base current	I_B	3	A
Collector power dissipation	P_C	80	W
Operating junction temperature	T_j	+150	$^\circ\text{C}$
Storage temperature	T_{stg}	-55 to +150	$^\circ\text{C}$

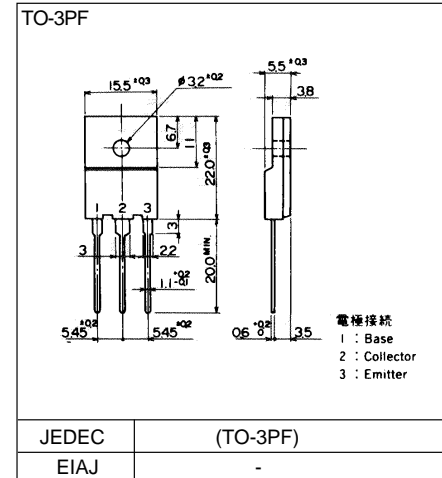
- Electrical characteristics ($T_c=25^\circ\text{C}$ unless otherwise specified)

Item	Symbol	Test Conditions	Min.	Typ.	Max.	Units
Collector-Base voltage	V_{CB0}	$I_{CBO} = 1\text{mA}$	900			V
Collector-Emitter voltage	V_{CE0}	$I_{CEO} = 10\text{mA}$	800			V
Collector-Emitter voltage	$V_{CE0(SUS)}$	$I_C = A$	-			V
Emitter-Base voltage	V_{EB0}	$I_{EBO} = 1\text{mA}$	10			V
Collector-Base leakage current	I_{CBO}	$V_{CB0} = 900\text{V}$			1.0	mA
Emitter-Base leakage current	I_{EBO}	$V_{EB0} = 10\text{V}$			1.0	mA
D.C. current gain	h_{FE}	$I_C = 2\text{A}, V_{CE} = 5\text{V}$	10			
Collector-Emitter saturation voltage	$V_{CE(Sat)}$	$I_C = 2\text{A}, I_B = 0.4\text{A}$			1.0	V
Base-Emitter saturation voltage	$V_{BE(Sat)}$				1.5	V
*1 Switching time	t_{on}	$I_C = 3\text{A}, I_{B1} = 0.6\text{A}$			1.0	μs
	t_{stg}	$I_{B2} = -1.2\text{A}, R_L = 100\ \text{ohm}$			4.0	μs
	t_f	$P_w = 20\ \mu\text{s}, \text{Duty} < 2\%$			0.8	μs

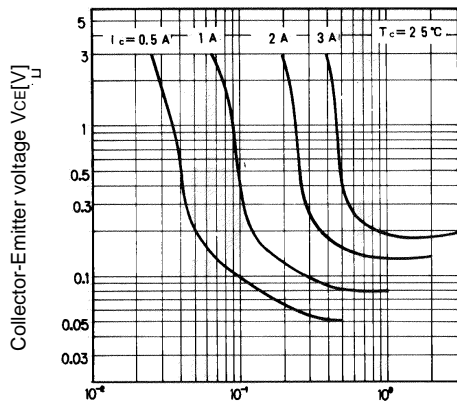
- Thermal characteristics

Item	Symbol	Test Conditions	Min.	Typ.	Max.	Units
Thermal resistance	$R_{th(j-c)}$	Junction to case			1.5	$^\circ\text{C/W}$

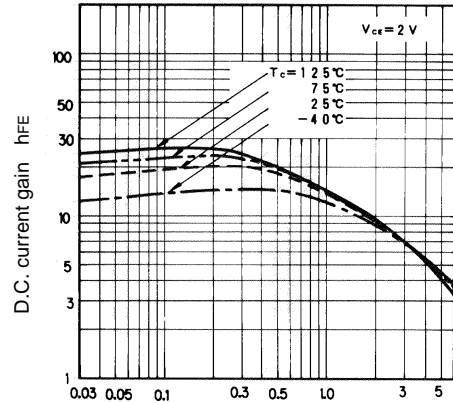
Outline Drawings



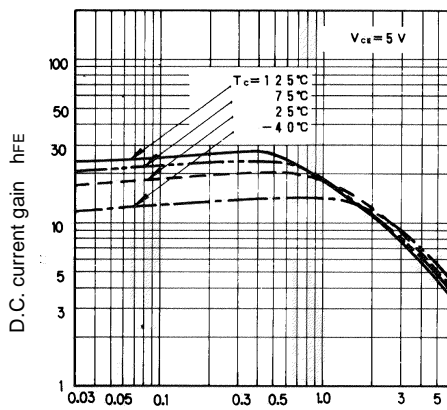
Characteristics



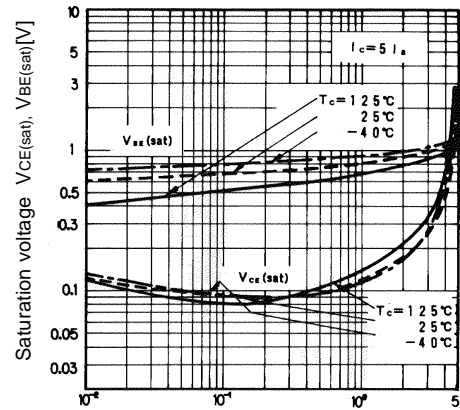
Collector Output Characteristics



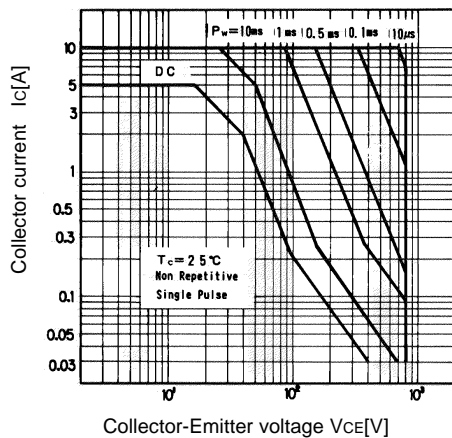
DC Current Gain



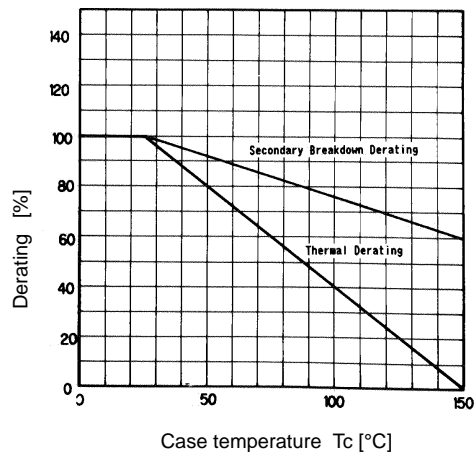
DC Current Gain



Base and Collector Saturation Voltage



Safe Operating Area



ASO Derating

Characteristics

