



Micro Commercial Components

Micro Commercial Components  
20736 Marilla Street Chatsworth  
CA 91311  
Phone: (818) 701-4933  
Fax: (818) 701-4939

**2SC2712**  
**2SC2712-O**  
**2SC2712-Y**  
**2SC2712-GR**  
**2SC2712-BL**

## Features

- Complementary to 2SA1162
- Case Material: Molded Plastic. UL Flammability Classification Rating 94V-0 and MSL Rating 1

## Maximum Ratings

Symbol	Rating	Rating	Unit
$V_{CEO}$	Collector-Emitter Voltage	50	V
$V_{CBO}$	Collector-Base Voltage	60	V
$V_{EBO}$	Emitter-Base Voltage	5.0	V
$I_C$	Collector Current	150	mA
$P_C$	Collector power dissipation	150	mW
$T_J$	Junction Temperature	-55 to +150	°C
$T_{STG}$	Storage Temperature	-55 to +150	°C

## Electrical Characteristics @ 25°C Unless Otherwise Specified

Symbol	Parameter	Min	Typ	Max	Units
--------	-----------	-----	-----	-----	-------

### OFF CHARACTERISTICS

$I_{CBO}$	Collector Cutoff Current ( $V_{CB}=60Vdc, I_E=0$ )	---	---	0.1	$\mu A$
$I_{EBO}$	Emitter Cutoff Current ( $V_{EB}=5.0Vdc, I_C=0$ )	---	---	0.1	$\mu A$

### ON CHARACTERISTICS

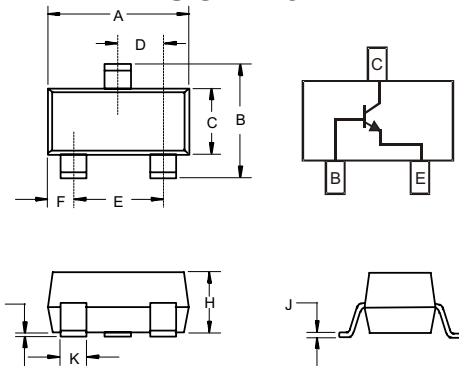
$V_{(BR)CEO}$	Collector-Emitter Breakdown Voltage ( $I_C=1mA, I_B=0$ )	50	---	---	V
$V_{(BR)CBO}$	Collector-Base Breakdown Voltage ( $I_C=100\mu A, I_E=0$ )	60	---	---	V
$V_{(BR)EBO}$	Emitter-Base Breakdown Voltage ( $I_E=100\mu A, I_C=0$ )	5.0	---	---	V
$h_F$	DC Current Gain* ( $I_C=2mAdc, V_{CE}=6.0Vdc$ )	70	---	700	---
$V_{CE(sat)}$	Collector Saturation Voltage* ( $I_C=100mAdc, I_B=10mAdc$ )	---	0.1	0.25	V
$C_{ob}$	Output Capacitance ( $V_{CB}=10V, I_E=0, f=1MHz$ )	---	2.0	3.5	pF
$f_T$	Gain Bandwidth product ( $V_{CE}=10Vdc, I_C=1mAdc$ )	80	---	---	MHz
NF	Noise Figure $V_{CE}=6V, I_C=0.1mA, f=1KHz, R_g=10K\Omega$	---	1.0	10	dB

### CLASSIFICATION OF $h_{FE}$

Rank	O	Y	GR	BL
Range	70-140	120-240	200-400	350-700
Marking	LO	LY	LG	LL

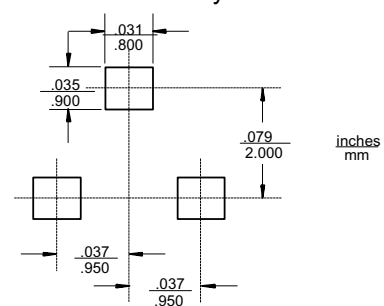
**NPN**  
**Plastic-Encapsulate**  
**Transistors**

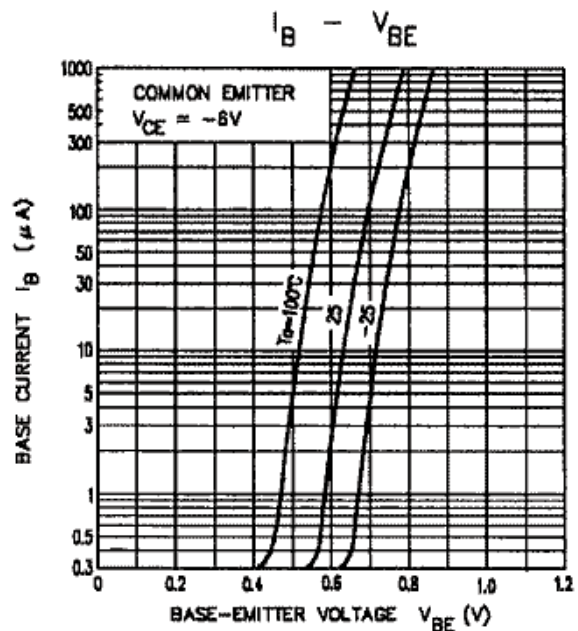
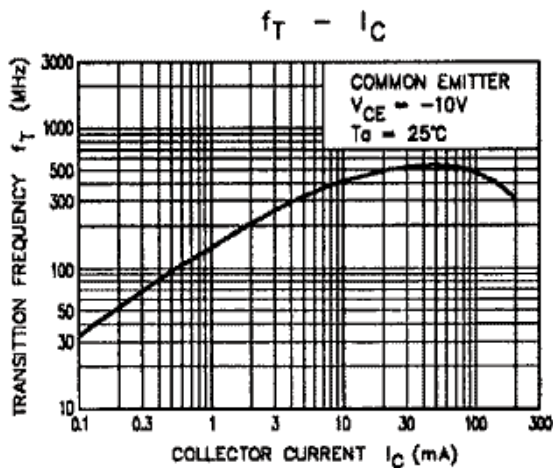
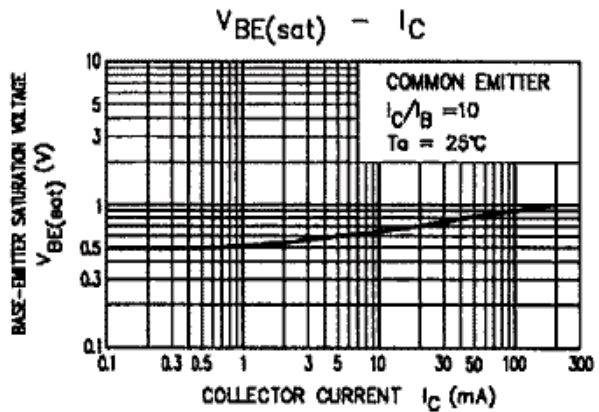
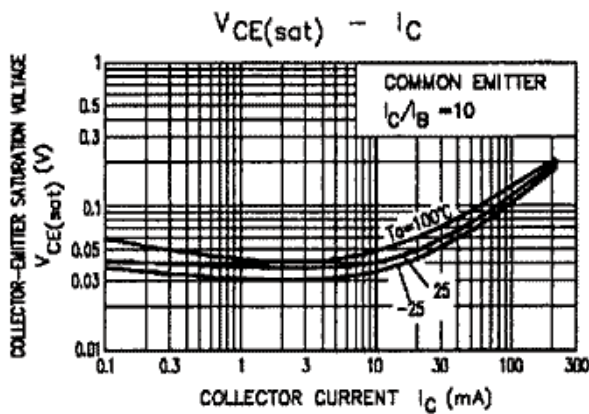
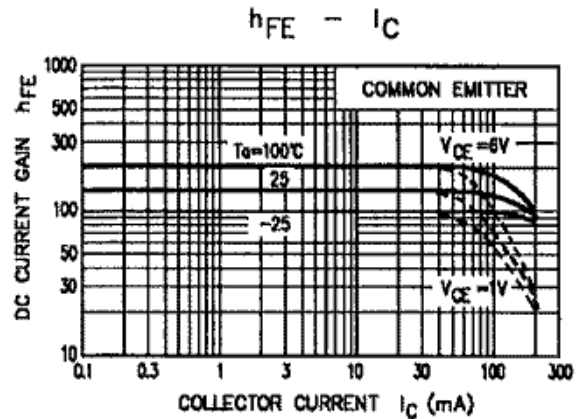
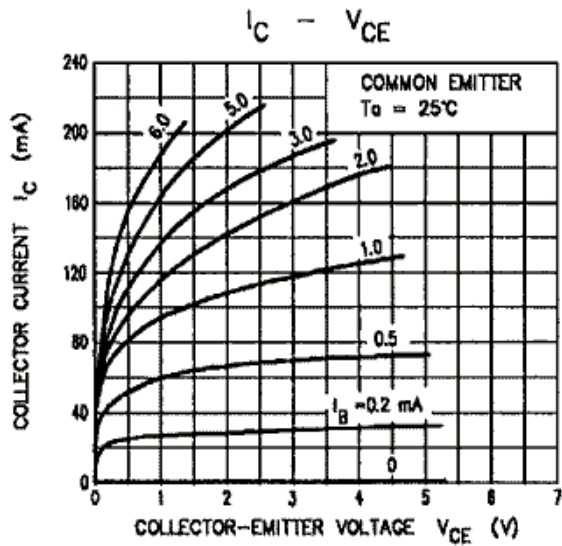
## SOT-23



DIM	DIMENSIONS				NOTE
	INCHES		MM		
A	.110	.120	2.80	3.04	
B	.083	.098	2.10	2.64	
C	.047	.055	1.20	1.40	
D	.035	.041	.89	1.03	
E	.070	.081	1.78	2.05	
F	.018	.024	.45	.60	
G	.0005	.0039	.013	.100	
H	.035	.044	.89	1.12	
J	.003	.007	.085	.180	
K	.015	.020	.37	.51	

### Suggested Solder Pad Layout







Micro Commercial Components

## Ordering Information

Device	Packing
(Part Number)-TP	Tape&Reel;3Kpcs/Reel

### \*\*\*IMPORTANT NOTICE\*\*\*

*Micro Commercial Components Corp.* reserves the right to make changes without further notice to any product herein to make corrections, modifications, enhancements, improvements, or other changes. *Micro Commercial Components Corp.* does not assume any liability arising out of the application or use of any product described herein; neither does it convey any license under its patent rights, nor the rights of others. The user of products in such applications shall assume all risks of such use and will agree to hold *Micro Commercial Components Corp.* and all the companies whose products are represented on our website, harmless against all damages.

### \*\*\*APPLICATIONS DISCLAIMER\*\*\*

Products offer by *Micro Commercial Components Corp.* are not intended for use in Medical, Aerospace or Military Applications.

[www.mccsemi.com](http://www.mccsemi.com)