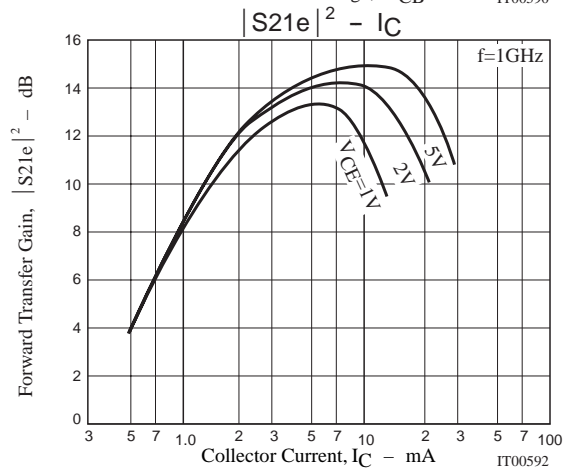
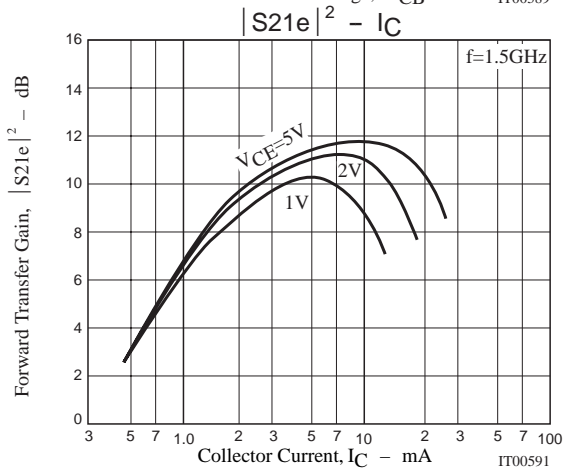
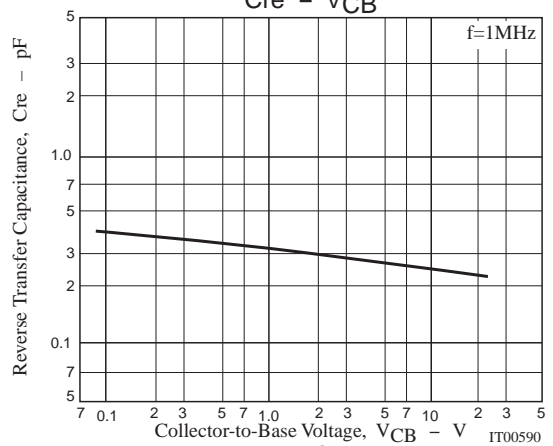
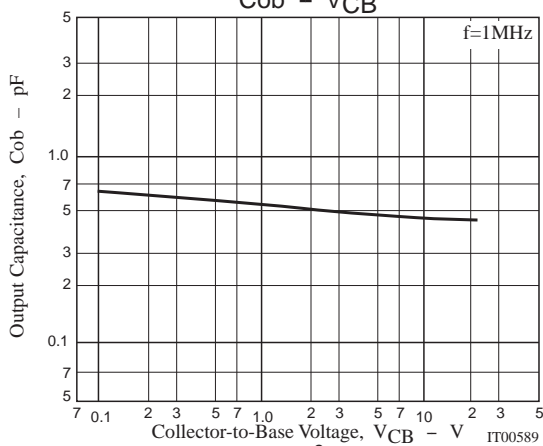
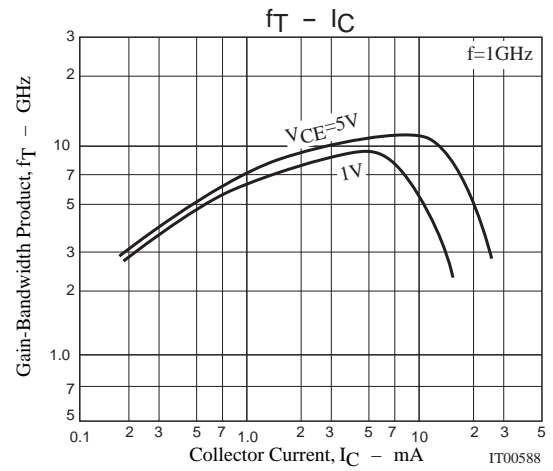
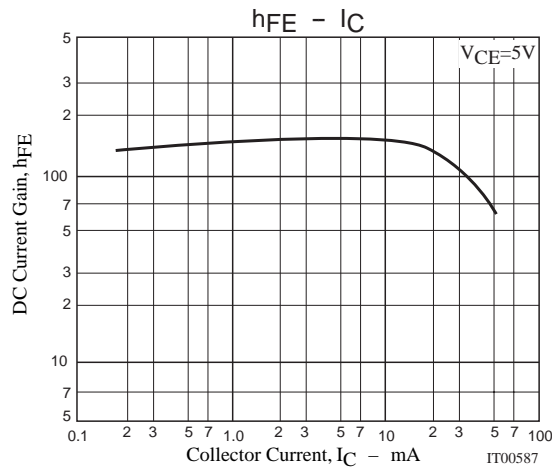


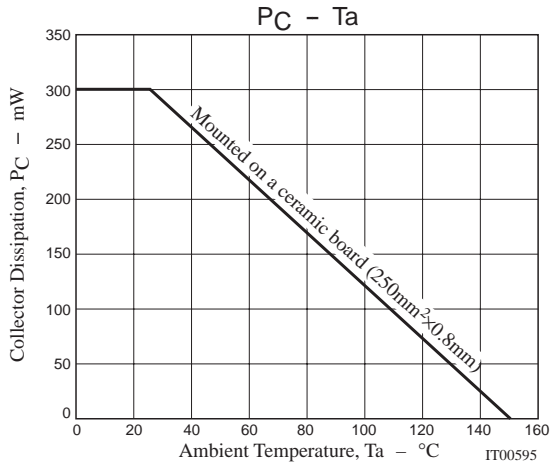
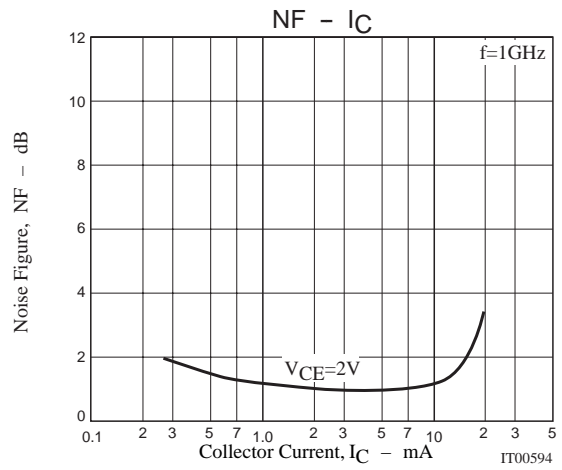
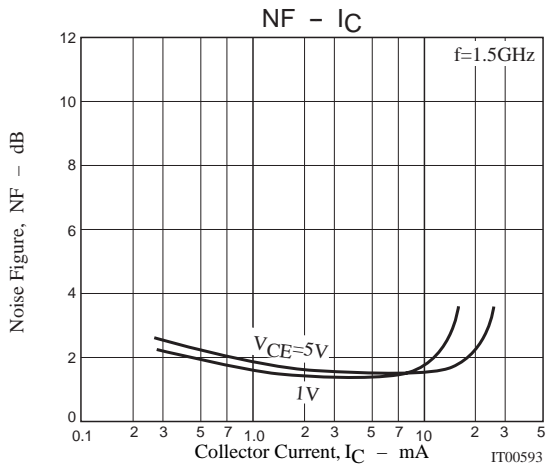
2SC5504

Continued from preceding page.

Parameter	Symbol	Conditions	Ratings			Unit
			min	typ	max	
Forward Transfer Gain	$ S_{21e} ^2$ 1	$V_{CE}=5V, I_C=10mA, f=1.5GHz$	9	11		dB
	$ S_{21e} ^2$ 2	$V_{CE}=1V, I_C=1mA, f=1.5GHz$		6		dB
Noise Figure	NF1	$V_{CE}=5V, I_C=5mA, f=1.5GHz$		1.4	3.0	dB
	NF2	$V_{CE}=2V, I_C=3mA, f=1GHz$		0.9		dB



2SC5504



S Parameters (Common emitter)

$V_{CE}=1V, I_C=1mA, Z_0=50\Omega$

Freq (MHz)	$ S_{11} $	$\angle S_{11}$	$ S_{21} $	$\angle S_{21}$	$ S_{12} $	$\angle S_{12}$	$ S_{22} $	$\angle S_{22}$
100	0.979	-8.6	2.435	169.8	0.025	82.0	0.991	-5.6
200	0.966	-16.3	1.993	161.0	0.050	77.1	0.974	-11.3
400	0.932	-31.8	2.282	144.2	0.095	63.8	0.941	-20.8
600	0.882	-47.5	2.278	129.5	0.132	54.6	0.881	-29.4
800	0.823	-63.1	2.072	117.4	0.156	44.3	0.808	-38.7
1000	0.792	-74.7	1.987	104.9	0.173	37.5	0.784	-42.9
1200	0.720	-90.0	1.977	93.3	0.180	30.1	0.725	-49.8
1400	0.656	-104.0	1.983	81.4	0.193	25.4	0.693	-54.1
1600	0.621	-115.0	1.756	73.3	0.211	19.8	0.692	-57.9
1800	0.568	-127.6	1.708	63.1	0.204	16.8	0.690	-61.2
2000	0.530	-139.0	1.591	54.5	0.207	14.0	0.654	-65.4

2SC5504

$V_{CE}=1V, I_C=3mA, Z_0=50\Omega$

Freq (MHz)	$ S_{11} $	$\angle S_{11}$	$ S_{21} $	$\angle S_{21}$	$ S_{12} $	$\angle S_{12}$	$ S_{22} $	$\angle S_{22}$
100	0.940	-13.5	7.089	164.0	0.025	80.0	0.972	-9.4
200	0.881	-28.1	6.112	152.0	0.047	71.0	0.921	-19.1
400	0.790	-51.1	5.595	132.4	0.081	55.9	0.784	-34.4
600	0.667	-75.7	5.134	115.4	0.100	47.5	0.695	-42.0
800	0.557	-98.1	4.635	101.0	0.114	41.7	0.608	-48.6
1000	0.504	-111.7	3.914	90.3	0.125	38.4	0.530	-53.5
1200	0.440	-128.0	3.518	79.8	0.134	36.0	0.510	-57.1
1400	0.399	-141.1	3.082	71.0	0.142	34.6	0.490	-60.3
1600	0.373	-152.2	2.773	64.1	0.152	33.8	0.481	-63.4
1800	0.354	-162.0	2.483	56.9	0.162	31.3	0.461	-66.7
2000	0.334	-173.2	2.291	49.6	0.171	31.7	0.449	-69.7

$V_{CE}=2V, I_C=1mA, Z_0=50\Omega$

Freq (MHz)	$ S_{11} $	$\angle S_{11}$	$ S_{21} $	$\angle S_{21}$	$ S_{12} $	$\angle S_{12}$	$ S_{22} $	$\angle S_{22}$
100	0.977	-8.2	2.028	170.9	0.022	84.2	0.992	-5.1
200	0.974	-14.4	2.383	161.2	0.043	77.2	0.981	-9.7
400	0.928	-31.2	2.426	145.8	0.082	66.2	0.963	-17.3
600	0.888	-45.1	2.303	132.2	0.112	56.4	0.895	-27.1
800	0.860	-56.9	2.014	120.9	0.136	47.1	0.852	-33.5
1000	0.783	-73.3	2.089	108.1	0.157	40.7	0.839	-37.2
1200	0.752	-83.7	1.819	98.2	0.169	33.3	0.787	-43.9
1400	0.692	-97.1	1.795	86.7	0.173	28.7	0.733	-49.1
1600	0.631	-110.2	1.817	77.2	0.185	23.8	0.722	-53.1
1800	0.593	-121.0	1.776	67.3	0.185	20.0	0.720	-56.3
2000	0.536	-133.6	1.614	58.6	0.194	16.0	0.727	-59.5

$V_{CE}=2V, I_C=3mA, Z_0=50\Omega$

Freq (MHz)	$ S_{11} $	$\angle S_{11}$	$ S_{21} $	$\angle S_{21}$	$ S_{12} $	$\angle S_{12}$	$ S_{22} $	$\angle S_{22}$
100	0.937	-12.7	6.627	165.7	0.021	81.5	0.977	-8.3
200	0.908	-23.8	5.867	154.3	0.040	72.0	0.932	-16.5
400	0.806	-46.9	5.944	134.3	0.069	58.6	0.831	-28.8
600	0.696	-68.4	5.198	119.0	0.090	50.8	0.739	-36.5
800	0.601	-86.7	4.512	106.5	0.103	44.5	0.658	-42.6
1000	0.508	-104.6	4.237	92.7	0.111	41.8	0.600	-46.5
1200	0.445	-118.8	3.739	83.1	0.120	39.6	0.570	-50.1
1400	0.389	-132.7	3.280	74.1	0.129	37.5	0.545	-53.4
1600	0.370	-142.1	2.948	67.2	0.140	34.9	0.540	-56.2
1800	0.339	-153.5	2.757	58.8	0.146	35.4	0.518	-59.2
2000	0.308	-166.6	2.491	52.2	0.156	34.3	0.523	-61.9

2SC5504

$V_{CE}=5V, I_C=1mA, Z_0=50\Omega$

Freq (MHz)	$ S_{11} $	$\angle S_{11}$	$ S_{21} $	$\angle S_{21}$	$ S_{12} $	$\angle S_{12}$	$ S_{22} $	$\angle S_{22}$
100	0.984	-7.3	2.351	170.9	0.019	82.9	0.995	-4.3
200	0.972	-14.5	2.601	161.7	0.035	78.6	0.980	-8.6
400	0.931	-29.8	2.531	147.0	0.068	66.9	0.962	-16.0
600	0.900	-41.9	2.221	134.6	0.093	58.4	0.904	-24.1
800	0.846	-56.0	2.273	122.1	0.117	50.2	0.871	-29.8
1000	0.790	-69.8	2.177	110.5	0.130	43.8	0.842	-34.4
1200	0.747	-81.0	2.029	100.0	0.148	37.0	0.829	-38.5
1400	0.730	-89.7	1.705	90.6	0.151	32.1	0.785	-43.4
1600	0.657	-103.7	1.796	80.7	0.157	28.3	0.747	-47.6
1800	0.589	-116.5	1.694	71.1	0.159	24.4	0.768	-50.5
2000	0.580	-124.6	1.649	61.8	0.163	22.0	0.747	-54.0

$V_{CE}=5V, I_C=3mA, Z_0=50\Omega$

Freq (MHz)	$ S_{11} $	$\angle S_{11}$	$ S_{21} $	$\angle S_{21}$	$ S_{12} $	$\angle S_{12}$	$ S_{22} $	$\angle S_{22}$
100	0.950	-11.1	7.168	166.0	0.018	82.7	0.984	-6.9
200	0.906	-23.2	6.141	155.1	0.034	73.0	0.947	-13.8
400	0.826	-42.9	5.815	136.7	0.059	60.9	0.849	-25.4
600	0.708	-63.7	5.385	120.8	0.076	53.2	0.777	-31.3
800	0.592	-83.2	4.977	106.8	0.089	47.9	0.707	-36.5
1000	0.531	-95.9	4.305	95.7	0.097	45.1	0.640	-40.1
1200	0.450	-110.7	3.951	84.7	0.105	42.7	0.622	-43.2
1400	0.398	-123.0	3.451	76.0	0.113	40.9	0.608	-46.1
1600	0.360	-133.7	3.117	69.1	0.122	40.1	0.599	-48.8
1800	0.335	-143.5	2.826	61.6	0.131	38.5	0.581	-51.5
2000	0.303	-154.7	2.609	54.2	0.138	39.1	0.575	-54.2

$V_{CE}=5V, I_C=5mA, Z_0=50\Omega$

Freq (MHz)	$ S_{11} $	$\angle S_{11}$	$ S_{21} $	$\angle S_{21}$	$ S_{12} $	$\angle S_{12}$	$ S_{22} $	$\angle S_{22}$
100	0.905	-15.7	10.429	163.2	0.017	79.4	0.968	-9.3
200	0.857	-29.2	9.413	149.9	0.032	71.9	0.905	-17.7
400	0.718	-55.6	8.366	128.9	0.053	57.9	0.776	-28.6
600	0.587	-77.1	7.030	112.7	0.067	53.1	0.679	-34.0
800	0.478	-96.4	6.038	99.4	0.077	49.8	0.616	-37.7
1000	0.396	-112.2	5.154	88.1	0.085	49.6	0.573	-40.2
1200	0.338	-126.5	4.519	79.1	0.096	47.8	0.554	-42.7
1400	0.307	-136.7	3.875	71.4	0.105	46.7	0.543	-45.5
1600	0.288	-146.3	3.451	65.6	0.116	46.0	0.534	-47.9
1800	0.257	-159.8	3.166	58.0	0.126	45.4	0.530	-50.4
2000	0.244	-169.2	2.869	51.8	0.136	44.8	0.530	-53.2

2SC5504

$V_{CE}=5V, I_C=10mA, Z_O=50\Omega$

Freq (MHz)	$ S_{11} $	$\angle S_{11}$	$ S_{21} $	$\angle S_{21}$	$ S_{12} $	$\angle S_{12}$	$ S_{22} $	$\angle S_{22}$
100	0.823	-23.7	17.240	157.6	0.016	76.9	0.936	-13.0
200	0.723	-44.7	15.217	140.6	0.028	66.8	0.833	-22.2
400	0.541	-76.8	11.540	116.7	0.044	57.6	0.666	-31.0
600	0.404	-101.7	8.813	100.5	0.055	56.0	0.578	-34.0
800	0.337	-119.3	6.969	90.2	0.065	55.7	0.531	-35.9
1000	0.296	-132.6	5.686	81.4	0.076	55.7	0.503	-37.6
1200	0.266	-146.2	4.861	73.9	0.087	55.2	0.492	-39.7
1400	0.246	-157.8	4.174	66.7	0.099	54.0	0.487	-42.4
1600	0.234	-167.9	3.708	61.5	0.111	53.3	0.488	-44.9
1800	0.225	-178.1	3.353	55.1	0.123	51.4	0.489	-47.8
2000	0.219	-172.1	3.034	49.3	0.135	50.6	0.492	-50.6

- Specifications of any and all SANYO products described or contained herein stipulate the performance, characteristics, and functions of the described products in the independent state, and are not guarantees of the performance, characteristics, and functions of the described products as mounted in the customer's products or equipment. To verify symptoms and states that cannot be evaluated in an independent device, the customer should always evaluate and test devices mounted in the customer's products or equipment.
- SANYO Electric Co., Ltd. strives to supply high-quality high-reliability products. However, any and all semiconductor products fail with some probability. It is possible that these probabilistic failures could give rise to accidents or events that could endanger human lives, that could give rise to smoke or fire, or that could cause damage to other property. When designing equipment, adopt safety measures so that these kinds of accidents or events cannot occur. Such measures include but are not limited to protective circuits and error prevention circuits for safe design, redundant design, and structural design.
- In the event that any or all SANYO products (including technical data, services) described or contained herein are controlled under any of applicable local export control laws and regulations, such products must not be exported without obtaining the export license from the authorities concerned in accordance with the above law.
- No part of this publication may be reproduced or transmitted in any form or by any means, electronic or mechanical, including photocopying and recording, or any information storage or retrieval system, or otherwise, without the prior written permission of SANYO Electric Co., Ltd.
- Any and all information described or contained herein are subject to change without notice due to product/technology improvement, etc. When designing equipment, refer to the "Delivery Specification" for the SANYO product that you intend to use.
- Information (including circuit diagrams and circuit parameters) herein is for example only; it is not guaranteed for volume production. SANYO believes information herein is accurate and reliable, but no guarantees are made or implied regarding its use or any infringements of intellectual property rights or other rights of third parties.

This catalog provides information as of October, 1999. Specifications and information herein are subject to change without notice.