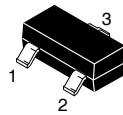
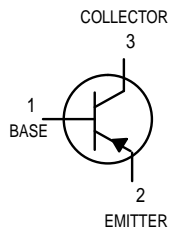


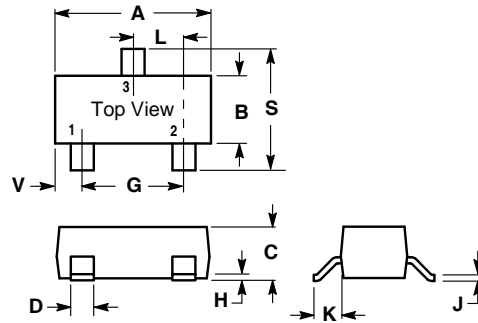
RoHS Compliant Product

### Feature

- Complements the 2SC4081F



**Marking Code: 5AX**  
X = hFE Rank Code



SOT-323		
Dim	Min	Max
A	1.800	2.200
B	1.150	1.350
C	0.800	1.000
D	0.300	0.400
G	1.200	1.400
H	0.000	0.100
J	0.100	0.250
K	0.350	0.500
L	0.590	0.720
S	2.000	2.400
V	0.280	0.420
All Dimension in mm		

### Absolute Maximum Ratings at Ta = 25°C

Parameter	Symbol	Ratings	Unit
Junction Temperature	T <sub>j</sub>	+150	°C
Storage Temperature	T <sub>stg</sub>	-55~+150	°C
Collector to Base Voltage	V <sub>CB0</sub>	-60	V
Collector to Emitter Voltage	V <sub>CEO</sub>	-50	V
Emitter to Base Voltage	V <sub>EBO</sub>	-6	V
Collector Current	I <sub>C</sub>	-150	mA
Total Power Dissipation	PD	225	mW

### Characteristics at Ta = 25°C

Parameter	Symbol	Min	Typ.	Max	Unit	Test Conditions
Collector-Base Breakdown Voltage	V <sub>CB0</sub>	-60	-	-	V	I <sub>C</sub> =-50uA
Collector-Emitter Breakdown Voltage	V <sub>CEO</sub>	-50	-	-	V	I <sub>C</sub> =-1mA
Emitter-Base Breakdown Voltage	V <sub>EBO</sub>	-6	-	-	V	I <sub>E</sub> =-50uA
Collector-Emitter Breakdown Voltage	I <sub>CBO</sub>	-	-	-100	nA	V <sub>CB</sub> =-60V
Emitter-Base Cutoff Current	I <sub>EBO</sub>	-	-	-100	nA	V <sub>EB</sub> =-6V
Collector Saturation Voltage 1	V <sub>CE(sat)</sub>	-	-	-500	mV	I <sub>C</sub> =-50mA, I <sub>B</sub> =-5mA
DC Current Gain	h <sub>FE</sub>	120	-	560	-	V <sub>CE</sub> =-6V, I <sub>C</sub> =-1mA
Gain-Bandwidth Product	f <sub>T</sub>	-	140	-	MHz	V <sub>CE</sub> =-12V, I <sub>E</sub> =-2mA, f=100MHz
Output Capacitance	C <sub>ob</sub>	-	4.0	5.0	pF	V <sub>CB</sub> =-12V, f=1MHz, I <sub>E</sub> =0

\*Pulse Test: Pulse Width = 380us, Duty Cycle = 2%

### Classification of hFE

Rank	Q	R	S
Range	120 - 270	180 - 390	270 - 560

**Characteristics Curve**

