

## 7 x 5mm High Frequency HCMOS Oscillator 125MHz to 200MHz

### FEATURES

- Industry-standard 7.0 x 5.0mm package
- Frequency Range 125MHz to 200MHz
- High frequency range at low cost
- Supply voltage 2.5V or 3.3Volts
- Tristate function to conserve power

### DESCRIPTION

HV576 are 6 pad SMD oscillators designed to provide a high quality HCMOS output at frequencies from 125MHz to 200MHz. Phase and RMS period jitter are kept within low limits. An enable/disable function is standard and the oscillator may also be specified with a power down function.

### SPECIFICATION

Frequency Range:	125.0MHz to 200.0MHz
Output Logic:	HCMOS
Phase Jitter:	3.5ps typical
RMS Period Jitter:	4.0ps typical
Frequency Stability	
Commercial:	±25ppm to ±100ppm -10° to +70°C
Industrial:	±25ppm to ±100ppm -40° to +85°C
Input Voltage:	+2.5V to +3.3VDC ±10%
Output Voltage	
High '1':	+2.97V minimum
Low '0':	+0.33 V maximum
Rise/Fall Time:	0.25ns typical, 0.5ns max. (20%Vdd to 80%Vdd)
Current Consumption:	80mA typical (Frequency dependent)
Load:	15pF
Start-up Time:	5ms typical, 10ms maximum
Duty Cycle:	50% ±5% (Measured at Vdd-1.3V)
Input Static	
Discharge Protection:	2kV maximum
Ageing:	±2ppm per year maximum

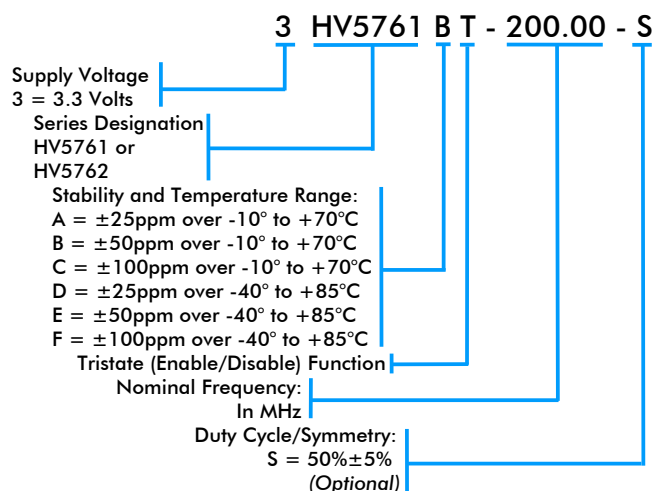
### ABSOLUTE MAXIMUM RATINGS

Permanent damage may occur if units are operated beyond specified limits.

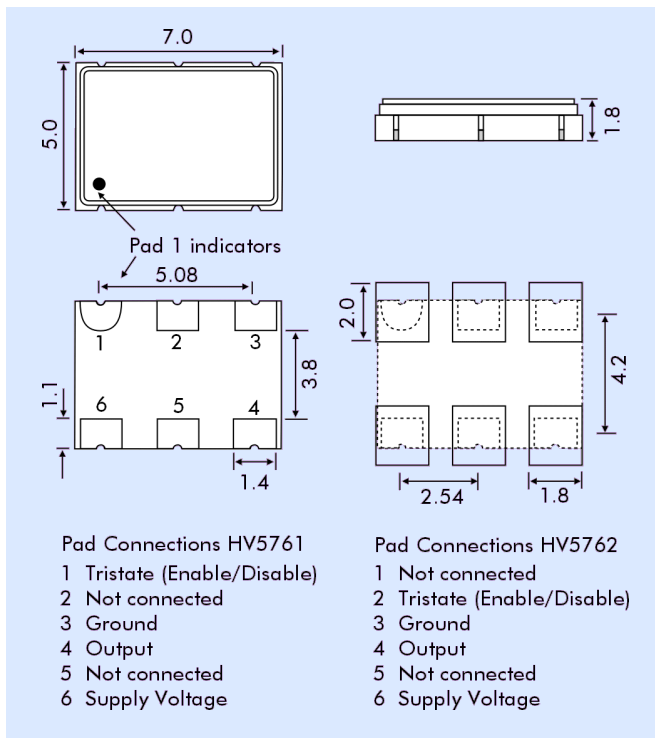
Supply Voltage:	+4.6 VDC max.
Input Voltage Vi:	Vss-0.5 min., Vdd +0.5V max.
Input Voltage Vo:	Vss-0.5 min., Vdd +0.5V max.

### PART NUMBER SCHEDULE

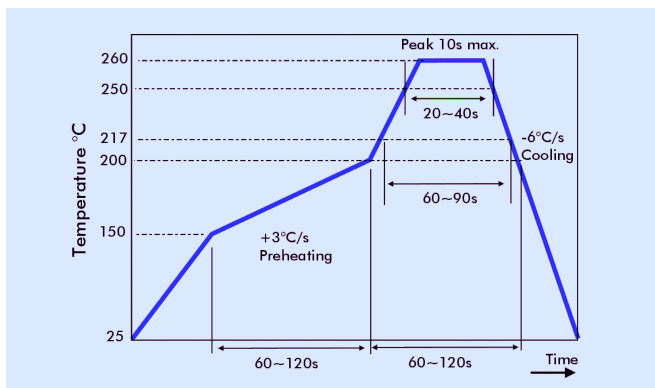
Example: 3HV5761BT-200.00-S



### OUTLINE & DIMENSIONS



### SOLDER TEMPERATURE PROFILE



### TRISTATE OPTIONS

- DISABLE** Output is disabled when Pad 1 is taken below 0.3 Vcc referenced to ground. Oscillator continues to run while disabled.
- ENABLE** Oscillator is enabled when Pad 1 is taken above 0.7 Vcc referenced to ground.
- POWER DOWN** Available by special request: Oscillator shuts down when disabled. Longer time to enable.