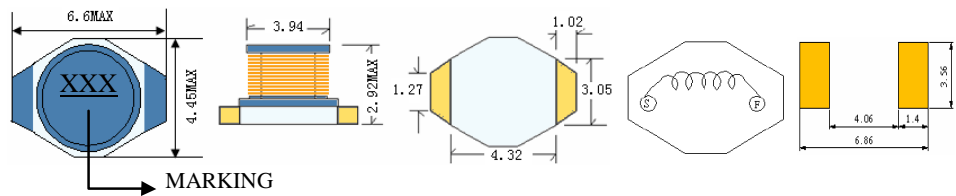


# SC1608F

## SMD POWER INDUCTORS



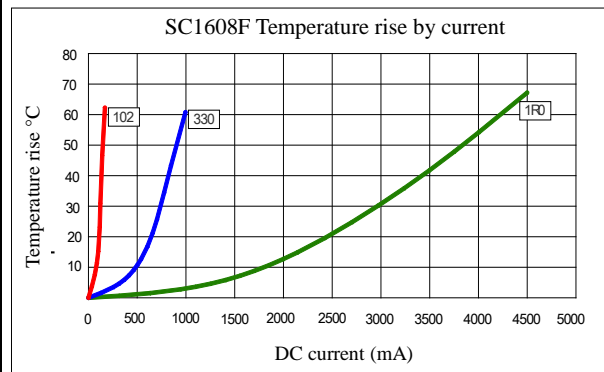
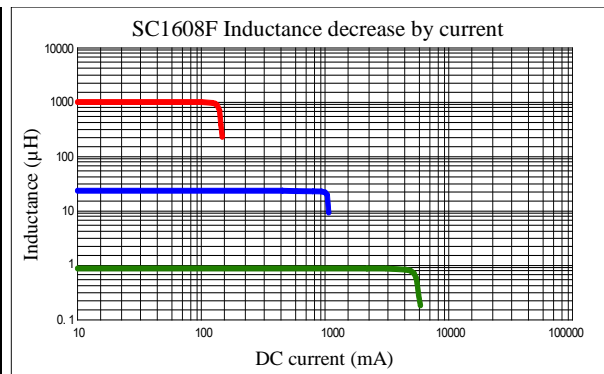
### • Features

1. Open frame construction
2. Excellent Power Density
3. Engineered to Provide High Efficiency



## ELECTRICAL CHARACTERISTICS

Part Number	Inductance (uH) (1)	Test Frequency	DC Resistance (Ω MAX) (2)	Saturation Current <sup>(3)</sup> (A)	Temperature Current <sup>(4)</sup> (A)
SC1608F-1R0	1.0	100KHZ	0.05	2.90	2.90
SC1608F-1R5	1.5	100KHZ	0.05	2.60	2.80
SC1608F-2R2	2.2	100KHZ	0.07	2.30	2.40
SC1608F 3R3	3.3	100KHZ	0.08	2.00	2.00
SC1608F-4R7	4.7	100KHZ	0.09	1.50	1.80
SC1608F-6R8	6.8	100KHZ	0.13	1.20	1.50
SC1608F-100	10	100KHZ	0.16	1.10	1.10
SC1608F-150	15	100KHZ	0.26	0.90	0.92
SC1608F-220	22	100KHZ	0.37	0.70	0.86
SC1608F-270	27	100KHZ	0.44	0.65	0.80
SC1608F-330	33	100KHZ	0.51	0.58	0.72
SC1608F-470	47	100KHZ	0.75	0.50	0.56
SC1608F-680	68	100KHZ	1.10	0.40	0.48
SC1608F-101	100	100KHZ	1.56	0.31	0.40
SC1608F-151	150	100KHZ	2.40	0.27	0.33
SC1608F-221	220	100KHZ	3.60	0.22	0.27
SC1608F-331	330	100KHZ	5.80	0.18	0.20
SC1608F-471	470	100KHZ	7.25	0.16	0.18
SC1608F-681	680	100KHZ	12.0	0.14	0.15
SC1608F-102	1000	100KHZ	20.2	0.10	0.12



(1). Inductance tolerance for 1.0uH~6.8uH:  $\pm 30\%$ , for 10uH~1000uH:  $\pm 20\%$ . Tested at 0.25V, 0ADC and 25°C.

(2). DCR measured at 25°C.

(3). The DC current at which the inductance decreases by 10% from its initial value.

(4). The DC current that results in a 40°C temperature rise from 25°C ambient.

[Click here for QUANTITY PER REEL & PACKING INFORMATION](#)

Custom versions available upon request.

**Signal Transformer**  
www.signaltransformer.com

©2011 Signal Transformer – Specification subject to change without notice. 07.11

500 Bayview Avenue, Inwood, NY 11096  
Toll Free 866-239-5777 • Tel 516-239-5777 • Fax 516-239-7208  
[Sales@signaltransformer.com](mailto:Sales@signaltransformer.com) • [techhelp@signaltransformer.com](mailto:techhelp@signaltransformer.com)