

Surface Mount RF Transformer

ADTL2-18+ ADTL2-18

50Ω 30 to 1800 MHz



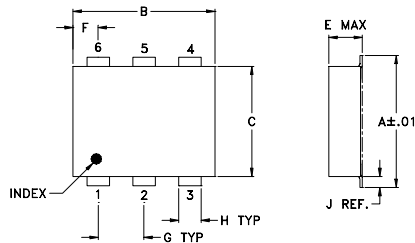
Maximum Ratings

Operating Temperature	-20°C to 85°C
Storage Temperature	-55°C to 100°C
RF Power	0.25W
DC Current	30mA

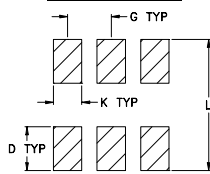
Pin Connections

PRIMARY DOT	1
PRIMARY	3
SECONDARY DOT	6
SECONDARY	4
NOT USED	2,5

Outline Drawing



PCB Land Pattern



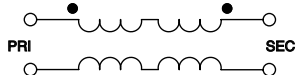
Suggested Layout,
Tolerance to be within ±.002

Outline Dimensions (inch/mm)

A	B	C	D	E	F	G
.272	.310	.220	.100	.112	.055	.100
6.91	7.87	5.59	2.54	2.84	1.40	2.54
H	J	K	L			wt
.030	.026	.065	.300			grams
0.76	0.66	1.65	7.62			0.20

Demo Board MCL P/N: TB-94

Config. G



Features

- wideband, 30 to 1800 MHz
- balanced transmission line
- excellent amplitude unbalance, 0.3 dB typ. and phase unbalance, 3 deg. typ. in 1dB bandwidth
- aqueous washable
- protected under US patent 6,133,525

Applications

- baluns
- wideband impedance matching
- cellular
- PCN
- GPS

Transformer Electrical Specifications

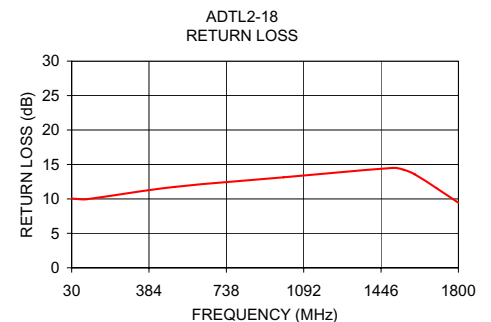
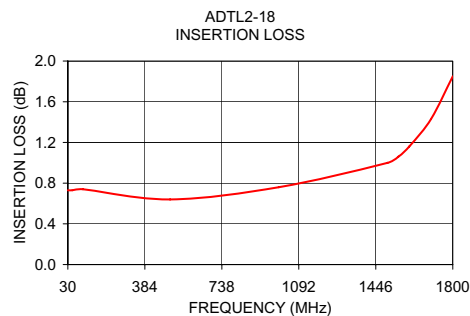
Ω RATIO (Secondary/Primary)	FREQUENCY (MHz)	INSERTION LOSS*			PHASE UNBALANCE (Deg.) Typ.		AMPLITUDE UNBALANCE (dB) Typ.	
		3 dB MHz	2 dB MHz	1 dB MHz	1 dB bandwidth	2 dB bandwidth	1 dB bandwidth	2 dB bandwidth
2	30-1800	30-1800	-	100-1500	3	-	0.3	-

* Insertion Loss is referenced to mid-band loss, 0.6 dB typ.

** Deviation from 180°

Typical Performance Data

FREQUENCY (MHz)	INSERTION LOSS (dB)	INPUT R. LOSS (dB)	AMPLITUDE UNBALANCE (dB)	PHASE UNBALANCE (Deg.)
30.00	0.73	10.06	1.07	5.86
50.00	0.73	10.01	0.95	3.68
100.00	0.74	9.96	0.85	1.64
500.00	0.64	11.73	0.64	2.41
1000.00	0.76	13.14	0.25	3.74
1500.00	1.00	14.50	0.18	1.90
1550.00	1.06	14.22	0.22	1.55
1600.00	1.16	13.58	0.24	1.24
1700.00	1.43	11.56	0.30	0.50
1800.00	1.85	9.44	0.34	0.29



Mini-Circuits®
ISO 9001 ISO 14001 CERTIFIED

ALL NEW
minicircuits.com

P.O. Box 350166, Brooklyn, New York 11235-0003 (718) 934-4500 Fax (718) 332-4661 For detailed performance specs & shopping online see Mini-Circuits web site



The Design Engineers Search Engine Provides ACTUAL Data Instantly From MINI-CIRCUITS At: www.minicircuits.com

RF/IF MICROWAVE COMPONENTS

REV. C
M112648
ADTL2-18
ED-8193/1
IG/TD/CP/AM
071101