

SAA SERIES SOLID STATE RELAY

SAA-400K010S-1Z
SAA-400K015S-1Z
SAA-400K025S-1Z
SAA-400K040S-1Z
SAA-400K050S-1Z
SAA-400K075S-1Z
SAA-400K090S-1Z
SAA-400K100S-1Z
SAA-400K125S-1Z

AC Control AC Loading S.S.R



Specifications

MODEL SERIES NO.	CONTROL VOLTAGE	MUST TURN OFF VOLTAGE	INPUT IMPEDANCE	LOADING CURRENT	LOADING VOLTAGE	MIN BLOCKING VOLTAGE	MAX OFF-STATE LEAKAGE	FREQUENCY RANGE	MAX 1-CYCLE PEAK SURGE
SAA-400K010S-1Z	80 - 280 VAC	MAX 1.0 VDC	1.5 KΩ	10A	48 ~ 480VAC	1200VAC	LESS 5 mA	47-70HZ	100A
SAA-400K015S-1Z	80 - 280 VAC	MAX 1.0 VDC	1.5 KΩ	15A	48 ~ 480VAC	1200VAC	LESS 5 mA	47-70HZ	160A
SAA-400K025S-1Z	80 - 280 VAC	MAX 1.0 VDC	1.5 KΩ	25A	48 ~ 480VAC	1200VAC	LESS 5 mA	47-70HZ	260A
SAA-400K040S-1Z	80 - 280 VAC	MAX 1.0 VDC	1.5 KΩ	40A	48 ~ 480VAC	1200VAC	LESS 5 mA	47-70HZ	400A
SAA-400K050S-1Z	80 - 280 VAC	MAX 1.0 VDC	1.5 KΩ	50A	48 ~ 480VAC	1200VAC	LESS 5 mA	47-70HZ	500A
SAA-400K075S-1Z	80 - 280 VAC	MAX 1.0 VDC	1.5 KΩ	75A	48 ~ 480VAC	1200VAC	LESS 5 mA	47-70HZ	750A
SAA-400K090S-1Z	80 - 280 VAC	MAX 1.0 VDC	1.5 KΩ	90A	48 ~ 480VAC	1200VAC	LESS 5 mA	47-70HZ	900A
SAA-400K100S-1Z	80 - 280 VAC	MAX 1.0 VDC	1.5 KΩ	100A	48 ~ 480VAC	1200VAC	LESS 5 mA	47-70HZ	1000A
SAA-400K125S-1Z	80 - 280 VAC	MAX 1.0 VDC	1.5 KΩ	125A	48 ~ 480VAC	1200VAC	LESS 5 mA	47-70HZ	1250A

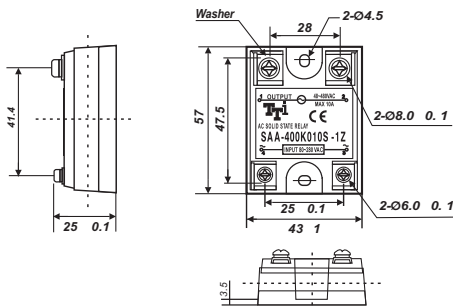
MODEL SERIES NO.	MAX OFF STATE dV/dt	MAX ON-STATE VOLTAGE DROP	ISOLATE IMPEDANCE	DIELECTRIC STRENGTH INPUT-OUTPUT	DIELECTRIC STRENGTH INPUT-OUTPUT-CASE	TURN ON TIME	TURN OFF TIME	CAPACITANCE IN-OUT	WEIGHT (g)
SAA-400K010S-1Z	1000 V/μsec	2.0Vrms	10 ⁹ Ω	4000 VACrms	4000 VACrms	LESS 2 msec	LESS 1/2 AC CYCLE	LESS 15 PF	100 g
SAA-400K015S-1Z	1000 V/μsec	2.0Vrms	10 ⁹ Ω	4000 VACrms	4000 VACrms	LESS 2 msec	LESS 1/2 AC CYCLE	LESS 15 PF	100 g
SAA-400K025S-1Z	1000 V/μsec	2.0Vrms	10 ⁹ Ω	4000 VACrms	4000 VACrms	LESS 2 msec	LESS 1/2 AC CYCLE	LESS 15 PF	100 g
SAA-400K040S-1Z	1000 V/μsec	2.0Vrms	10 ⁹ Ω	4000 VACrms	4000 VACrms	LESS 2 msec	LESS 1/2 AC CYCLE	LESS 15 PF	100 g
SAA-400K050S-1Z	1000 V/μsec	2.0Vrms	10 ⁹ Ω	4000 VACrms	4000 VACrms	LESS 2 msec	LESS 1/2 AC CYCLE	LESS 15 PF	100 g
SAA-400K075S-1Z	1000 V/μsec	2.0Vrms	10 ⁹ Ω	4000 VACrms	4000 VACrms	LESS 2 msec	LESS 1/2 AC CYCLE	LESS 15 PF	100 g
SAA-400K090S-1Z	1000 V/μsec	2.0Vrms	10 ⁹ Ω	4000 VACrms	4000 VACrms	LESS 2 msec	LESS 1/2 AC CYCLE	LESS 15 PF	100 g
SAA-400K100S-1Z	1000 V/μsec	2.0Vrms	10 ⁹ Ω	4000 VACrms	4000 VACrms	LESS 2 msec	LESS 1/2 AC CYCLE	LESS 15 PF	100 g
SAA-400K125S-1Z	1000 V/μsec	2.0Vrms	10 ⁹ Ω	4000 VACrms	4000 VACrms	LESS 2 msec	LESS 1/2 AC CYCLE	LESS 15 PF	100 g

Parts No.

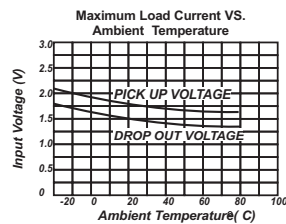
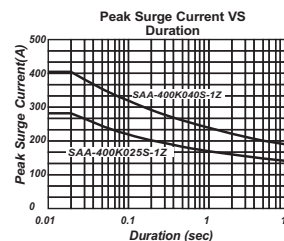
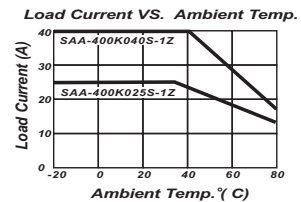
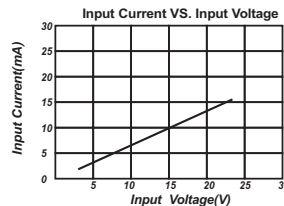
SAA-400K010S-1Z

Switching Type : Z = Zero Crossing
 Packing : 1 = Screw Type
 Phase : S = Single Phase
 Loading Current : 010 = 10A, 015 = 15A, 025 = 25A, 040 = 40A, 050 = 50A, 075 = 75A, 090 = 90A, 100 = 100A, 125 = 125A
 Control Voltage : K = 80-280VAC
 Loading Voltage : 400 = 48-480VAC
 Control Type : AA = AC Control AC
 S = S.S.R

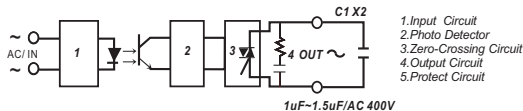
Outline Dimensions (Unit : mm)



Characteristic Curves



Equivalent Circuit



Attention
 In order to be in compliance with the EMC Directive an additional X2 capacitor at the output is required if the SSR is operated as single component. In case the SSR is incorporated in an appliance the existing EMI filter may provide the required EMI suppression. The X2 capacitor must be placed as close as possible to the output TERMINAL. See also above