


SAA SERIES SOLID STATE RELAY

SAA-200K025I-1R
SAA-200K040I-1R
SAA-200K050I-1R
SAA-200K075I-1R
SAA-200K090I-1R
SAA-200K100I-1R

AC Control AC Loading S.S.R



Specifications

MODEL SERIES NO.	CONTROL VOLTAGE	MUST TURN OFF VOLTAGE	INPUT IMPEDANCE	LOADING CURRENT	LOADING VOLTAGE	MIN BLOCKING VOLTAGE	MAX OFF-STATE LEAKAGE	FREQUENCY RANGE	MAX 1-CYCLE PEAK SURGE
SAA-200K025I-1R	80 - 280 VAC	MAX 10 VDC	1.5 K Ω	25A	24 ~ 280VAC	600VAC	LESS 10mA	47-70HZ	250A
SAA-200K040I-1R	80 - 280 VAC	MAX 10 VDC	1.5 K Ω	40A	24 ~ 280VAC	600VAC	LESS 10mA	47-70HZ	400A
SAA-200K050I-1R	80 - 280 VAC	MAX 10 VDC	1.5 K Ω	50A	24 ~ 280VAC	600VAC	LESS 10mA	47-70HZ	500A
SAA-200K075I-1R	80 - 280 VAC	MAX 10 VDC	1.5 K Ω	75A	24 ~ 280VAC	600VAC	LESS 10mA	47-70HZ	750A
SAA-200K090I-1R	80 - 280 VAC	MAX 10 VDC	1.5 K Ω	90A	24 ~ 280VAC	600VAC	LESS 10mA	47-70HZ	900A
SAA-200K100I-1R	80 - 280 VAC	MAX 10 VDC	1.5 K Ω	100A	24 ~ 280VAC	600VAC	LESS 10mA	47-70HZ	1000A

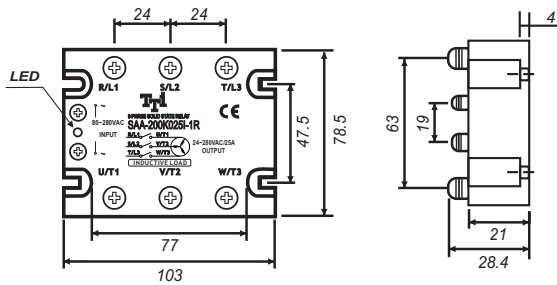
MODEL SERIES NO.	MAX OFF STATE dv/dt	MAX ON-STATE VOLTAGE DROP	ISOLATE IMPEDENCE	DIELECTRIC STRENGTH INPUT-OUTPUT	DIELECTRIC STRENGTH INPUT-OUTPUT-CASE	TURN ON TIME	TURN OFF TIME	CAPACITANCE IN-OUT	WEIGHT (g)
SAA-200K025I-1R	500 V/ μ sec	1.6Vrms	10 ⁹ Ω	4000 VACrms	4000 VACrms	LESS 2 msec	LESS 1/2 AC CYCLE	LESS 15 PF	400 g
SAA-200K040I-1R	500 V/ μ sec	1.6Vrms	10 ⁹ Ω	4000 VACrms	4000 VACrms	LESS 2 msec	LESS 1/2 AC CYCLE	LESS 15 PF	400 g
SAA-200K050I-1R	500 V/ μ sec	1.6Vrms	10 ⁹ Ω	4000 VACrms	4000 VACrms	LESS 2 msec	LESS 1/2 AC CYCLE	LESS 15 PF	400 g
SAA-200K075I-1R	500 V/ μ sec	1.6Vrms	10 ⁹ Ω	4000 VACrms	4000 VACrms	LESS 2 msec	LESS 1/2 AC CYCLE	LESS 15 PF	400 g
SAA-200K090I-1R	500 V/ μ sec	1.6Vrms	10 ⁹ Ω	4000 VACrms	4000 VACrms	LESS 2 msec	LESS 1/2 AC CYCLE	LESS 15 PF	400 g
SAA-200K100I-1R	500 V/ μ sec	1.6Vrms	10 ⁹ Ω	4000 VACrms	4000 VACrms	LESS 2 msec	LESS 1/2 AC CYCLE	LESS 15 PF	400 g

Parts No.

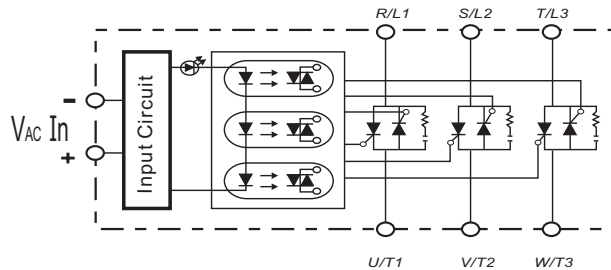
SAA-200K025I-1R

- Switching Type : R = Random Switching
- Packing : 1 = Screw Type
- Phase : I = Inductive Load
- Loading Current : 025 = 25A, 040 = 40A, 050 = 50A, 075 = 75A, 090 = 90A, 100 = 100A
- Control Voltage : K = 80-280VAC
- Loading Voltage : 200 = 24~280VAC
- Control Type : AA = AC Control AC
- S = S.S.R

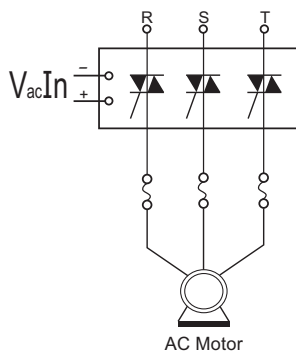
Outline Dimensions (Unit : mm)



Equivalent Circuit

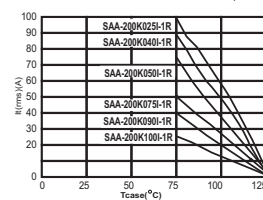


Example : 3 ϕ S.S.R Application



Characteristic Curves

RMS On-state Current Versus Case Temperature



Non Repetitive Surge On-state Current Versus Number Of Cycles

