

TA7757P
TA7757F

FM/AM IF SYSTEM (3V USE)

The TA7757P/F are FM/AM IF system ICs designed for portable radio applications.

It is especially suitable for small-sized low-voltage sets because of flat package and low current.

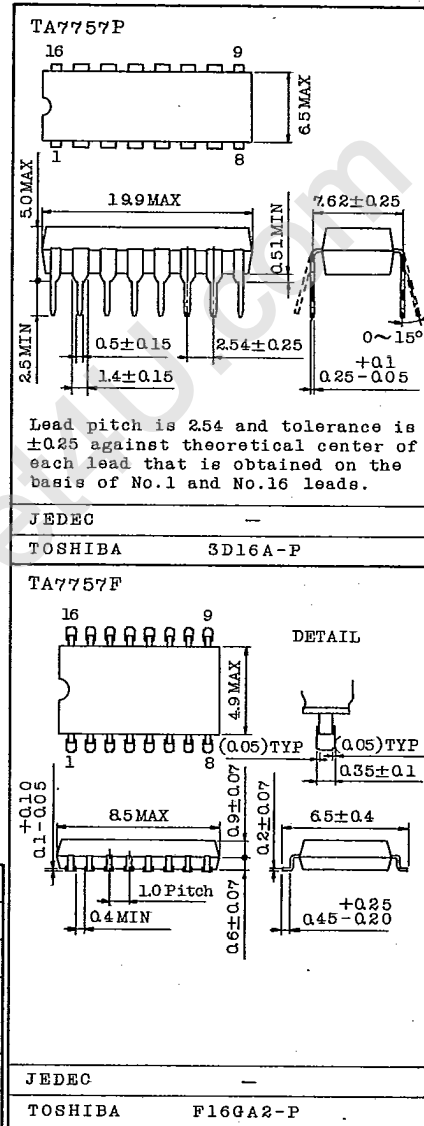
- Small Installed Area and Few External Parts
- Excellent Tweed
- Low Overload Distortion
- Low Supply Current AM : $I_{CC}=4.5\text{mA}$ (Typ.)
FM : $I_{CC}=8\text{mA}$ (Typ.)
- Tuning Indicator LED Driving Capability
 $I_{LAMP}=10\text{mA}$ (Max.)
- FM/AM Mode Switch Built-in
- Common Output for AM/FM
- Operating Supply Voltage Range : $V_{CC(opr)}=1.7\sim 6\text{V}$
- Recommended Supply Voltage : $V_{CC}=3\text{V}$
- The Item is Different Each Outlines
TA7757P : Dual in Line Package....Outline 3D16A-P
TA7757F : Flat Package.....Outline F16GA2-P

MAXIMUM RATINGS ($T_a=25^\circ\text{C}$)

CHARACTERISTIC		SYMBOL	RATING	UNIT
Supply Voltage		VCC	6	V
Lamp Current		I_{LAMP}	10	mA
Power Dissipation (Note)	TA7757P	Pd	750	mW
	TA7757F		350	
Operating Temperature		T_{opr}	-25~75	$^\circ\text{C}$
Storage Temperature		T_{stg}	-55~150	$^\circ\text{C}$
Lamp Voltage		V_{LAMP}	8	V

Note : Derated above $T_a=25^\circ\text{C}$ in the proportion of $6\text{mW}/^\circ\text{C}$ for TA7757P and of $2.8\text{mW}/^\circ\text{C}$ for TA7757F.

Unit in mm



9097247 TOSHIBA, ELECTRONIC

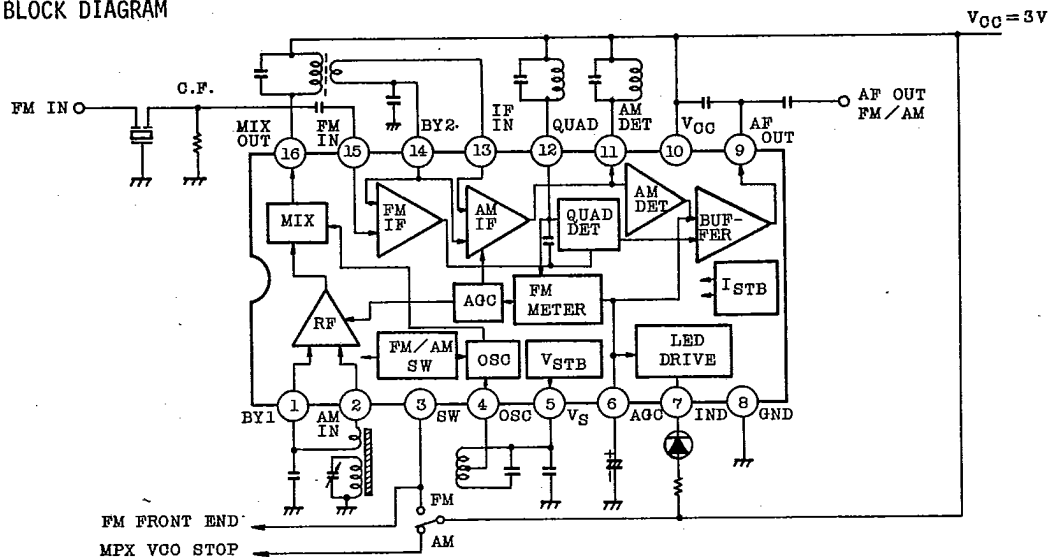
02E 17548 D

TA7757P

TA7757F

T-77-05-07

BLOCK DIAGRAM



ELECTRICAL CHARACTERISTICS

1. DC CHARACTERISTICS ($V_{CC}=3V$, $T_a=25^\circ C$, Terminal Voltage at No Signal)

ITEM	SYMBOL	TYPICAL VALUE		UNIT
		AM	FM	
Terminal 1 AM RF BYPASS	V ₁	0.96	0	V
2 AM RF INPUT	V ₂	0.96	0	V
3 FM/AM SWITCH	V ₃	0	3.0	V
4 AM OSC	V ₄	1.4	1.4	V
5 REGULATOR	V ₅	1.4	1.4	V
6 AGC	V ₆	0.4	0.4	V
7 LED	V ₇	-	-	V
8 GND	V ₈	0	0	V
9 DET. OUTPUT	V ₉	1.3	0.9	V
10 VCC	V ₁₀	3.0	3.0	V
11 AM IF OUTPUT	V ₁₁	3.0	3.0	V
12 FM DET. COIL	V ₁₂	3.0	3.0	V
13 AM IF INPUT	V ₁₃	1.3	1.3	V
14 FM IF BYPASS	V ₁₄	1.3	1.3	V
15 FM IF INPUT	V ₁₅	1.5	1.3	V
16 AM MIX OUTPUT	V ₁₆	3.0	3.0	V

AUDIO LINEAR IC

TA7757P
TA7757F

T-77-05-07

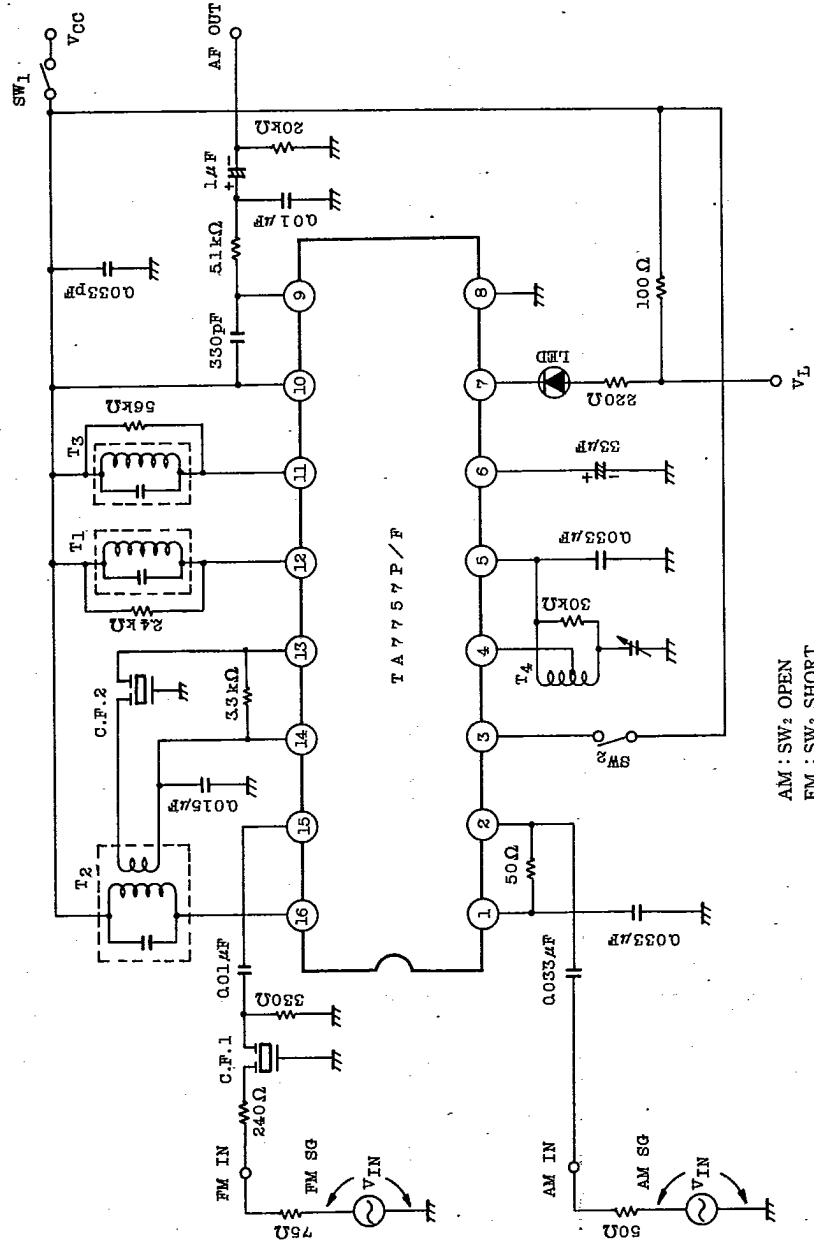
2. AC CHARACTERISTICS (Ta=25°C, VCC=3V, FM : f=10.7MHz, Δf =±22.5kHz, f_m =1kHz)
AM : f=1MHz, Mod=30%, f_m =1kHz

CHARACTERISTIC		SYMBOL	TEST CIR-CUIT	TEST CONDITION	MIN.	TYP.	MAX.	UNIT
Supply Current		I _{CC} (1)	1	FM V _{IN} =0	-	8	11	mA
		I _{CC} (2)		AM V _{IN} =0	-	4.5	7	
F M	Input Limiting Voltage	V _{IN} (lim)	1	-3dB Limiting	-	49	54	dB μ
	Recovered Output Voltage	V _{OD}	1	V _{IN} =86dB μ	45	65	90	mV _{rms}
	Signal to Noise Ratio	S/N	1	V _{IN} =86dB μ	-	65	-	dB
	Total Harmonic Distortion	THD	1	V _{IN} =86dB μ	-	0.1	-	%
	AM Rejection Ratio	AMR	1	V _{IN} =86dB μ	-	40	-	dB
	Lamp ON Sensitivity	V _L	1	I _L =1mA	-	49	54	dB μ
A M	Gain	G _v	1	V _{IN} =26dB μ	20	48	80	mV _{rms}
	Recovered Output Voltage	V _{OD}	1	V _{IN} =60dB μ	50	71	110	mV _{rms}
	Signal to Noise Ratio	S/N	1	V _{IN} =60dB μ	-	42	-	dB
	Total Harmonic Distortion	THD	1	V _{IN} =60dB μ	-	1.0	-	%
	Lamp ON Sensitivity	V _L	1	I _L =1mA	-	27	-	dB μ
	Local OSC Stop Voltage	V _{stop}	1	-	-	1.2	-	V
Output Resistance		R _{O9} (FM)		f=1kHz	-	0.7	-	k Ω
		R _{O9} (AM)			-	4.4	-	

TA7757P TA7757F

T-77-05-07

TEST CIRCUIT



AM : SW₂ OPEN
FM : SW₂ SHORT

AUDIO LINEAR IC

9097247 TOSHIBA, ELECTRONIC

02E 17551 D

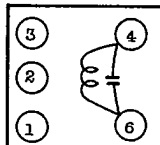
TA7757P

TA7757F

T-77-05-07

COIL DATA (TEST CIRCUIT)

T1 FM DETECTOR COIL

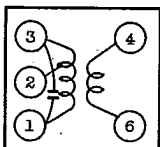


(BOTTOM VIEW)

C_0 (pF)	f (MHz)	Q_0	TURNS
4-6		4-6	4-6
100	10.7	110	10

SUMIDA ELECTRIC Co., Ltd.
: 0133-3099-182 or SIMILAR
WIRE : 0.12mm ϕ UEW

T2 AM IFT (MIX OUT)

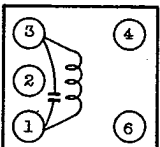


(BOTTOM VIEW)

C_0 (pF)	f (kHz)	Q_0	TURNS		
1-3		1-3	1-2	2-3	4-6
180	455	110	88	60	8

SUMIDA ELECTRIC Co., Ltd.
: 0130-1289-217 or SIMILAR
WIRE : 0.07mm ϕ UEW

T3 AM IFT (DET)

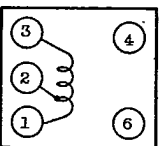


(BOTTOM VIEW)

C_0 (pF)	f (kHz)	Q_0	TURNS		
1-3		1-3	1-2	2-3	4-6
180	455	110	146	6	13

SUMIDA ELECTRIC Co., Ltd.
: 0130-1289-218 or SIMILAR
WIRE : 0.07mm ϕ UEW

T4 MW OSC



(BOTTOM VIEW)

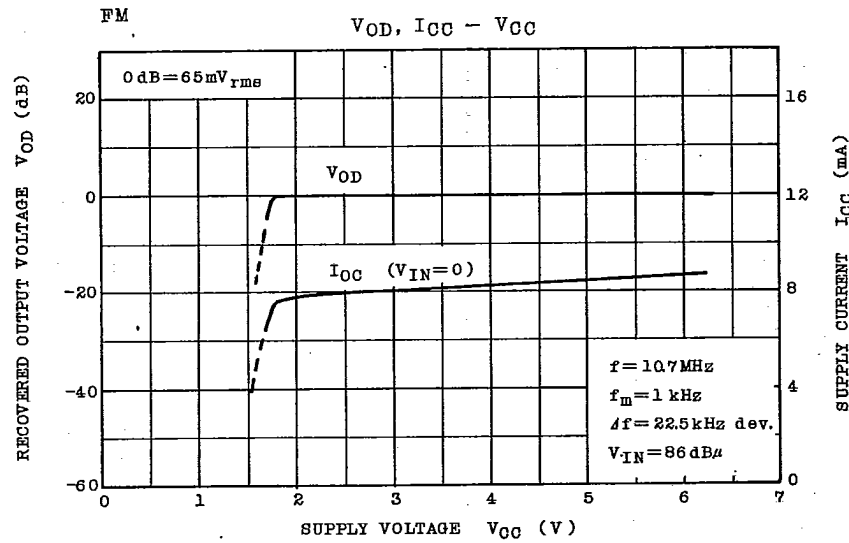
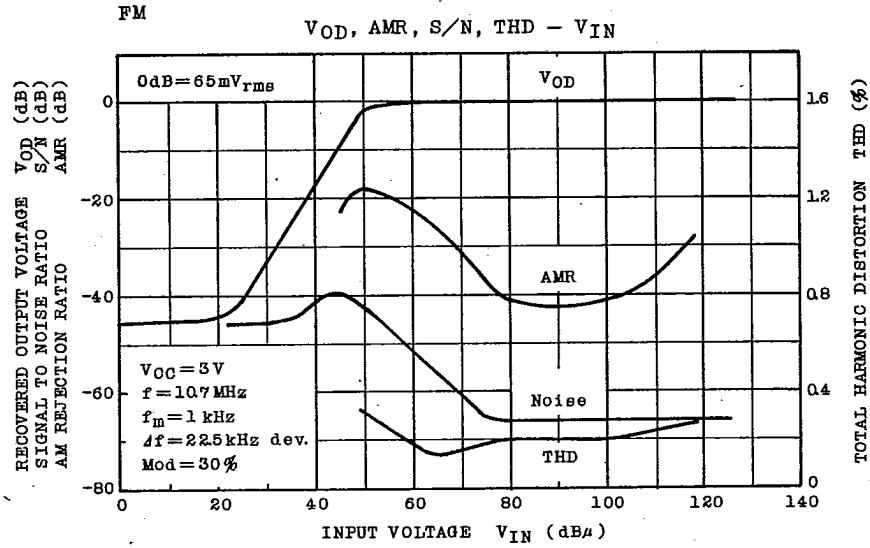
f (kHz)	L (μ H)	Q_0	TURNS	
	1-3	1-3	1-2	2-3
796	288	125	13	75

SUMIDA ELECTRIC Co., Ltd.
: 0137-135-262 or SIMILAR
WIRE : 0.08mm ϕ UEW

TOSHIBA

TA7757P
TA7757F

T-77-05-07



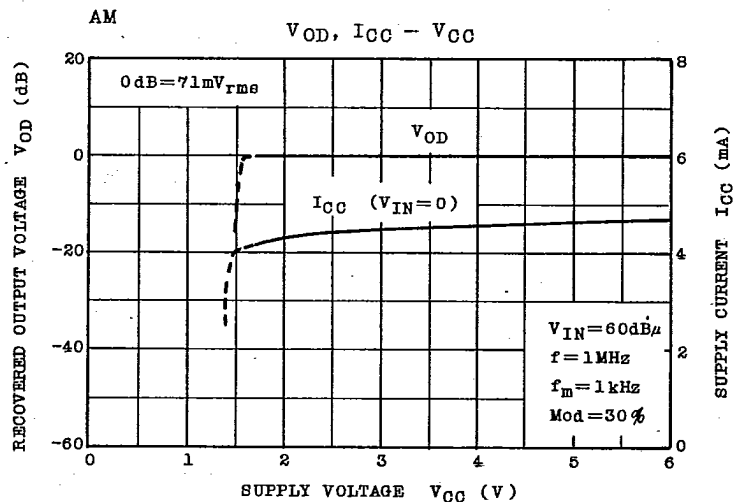
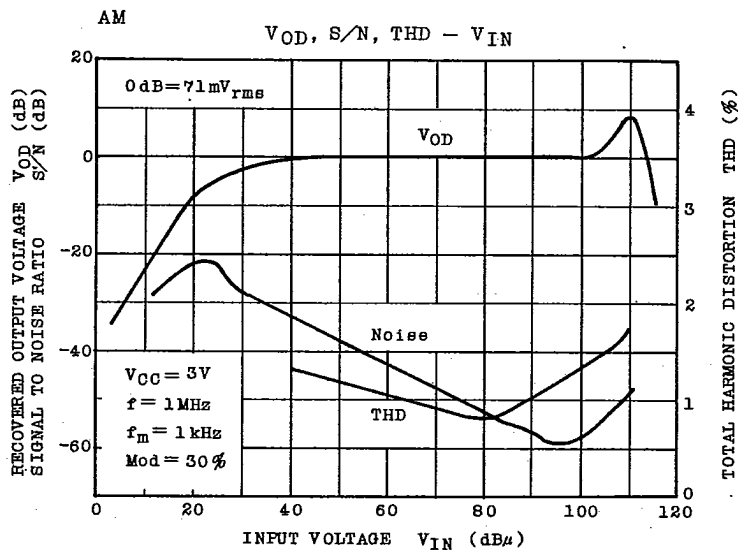
AUDIO LINEAR IC

9097247 TOSHIBA, ELECTRONIC

02E 17553 D

TA7757P
TA7757F

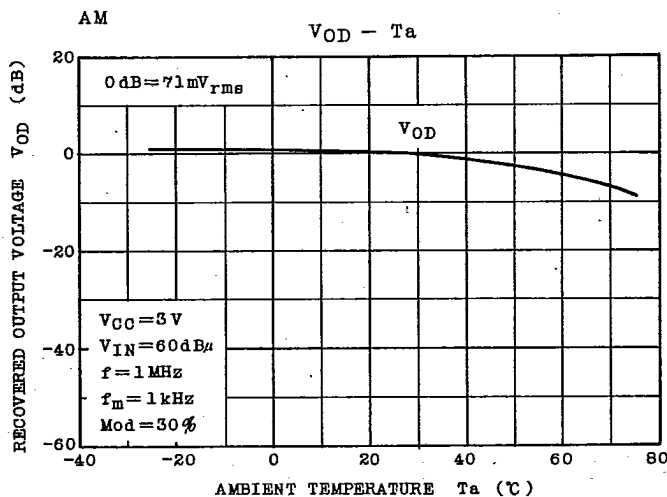
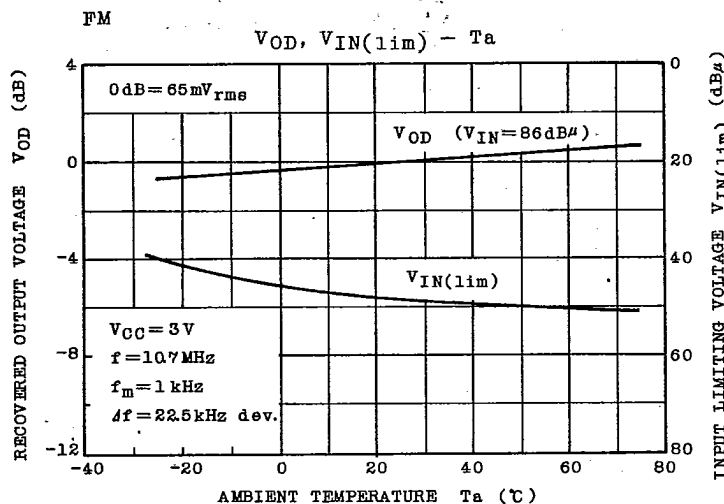
T-77-05-07



TOSHIBA

TA7757P
TA7757F

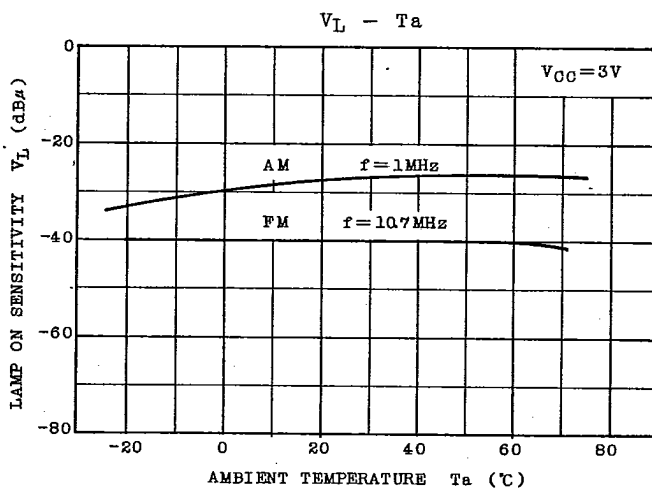
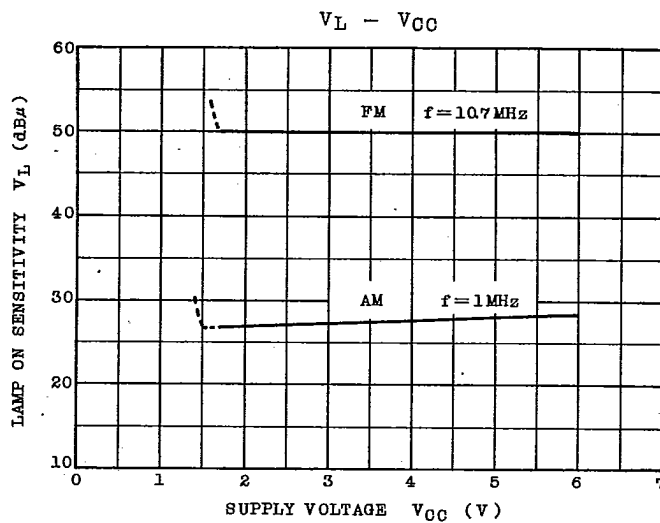
T-77-05-07



AUDIO LINEAR IC

TA7757P
TA7757F

T-77-05-07



TOSHIBA