

SSL 1612 Shielded Power Inductor



CHARACTERISTICS

Flat Top for surface mounting.
High Current SMD, up to 3.0 ADC.

FLAMABILITY To UL94V0.

TEMPERATURE RANGE -40°C to 85°C.

SOLDERABILITY Excellent for IR soldering.

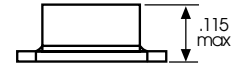
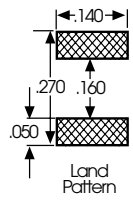
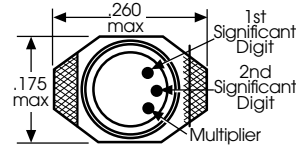
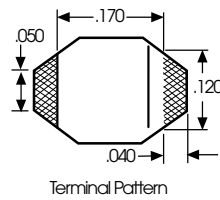
SHIELDED

PACKAGING Tape and Reel only.

NOTES:

- (1) Inductance measured at 100Khz, 0.10Vrms.
- (2) Temperature range -40°C to 85°C

TEST INSTRUMENTS: HP4291A Impedance / Material Analyzer

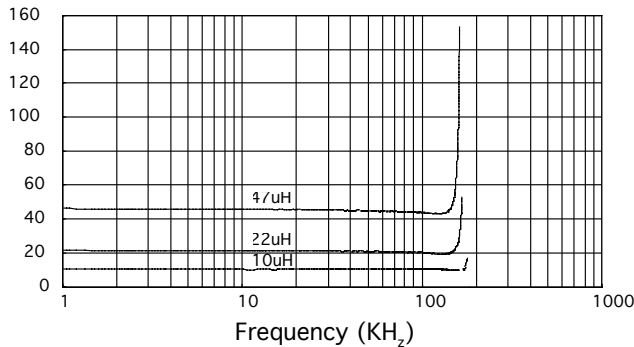


APPLICATIONS

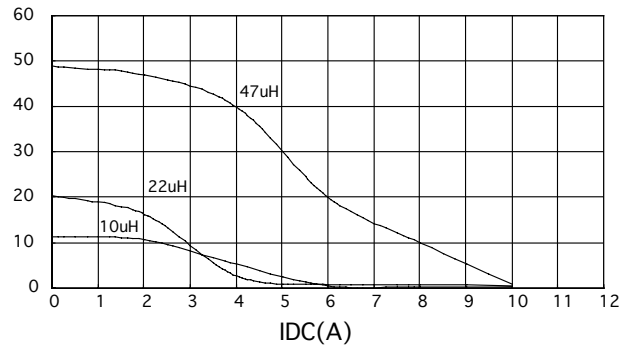
- ◇ DC/DC converters
- ◇ Computers
- ◇ Telecommunications Equipment
- ◇ Filters
- ◇ LCD Display

Inductance tested at 0.1 Vrms, 100kHz.
30°C temperature rise at Irms
Operating temperature range: 40° C to +85°C

Inductance vs. Frequency Characteristics



Inductance Vs. IDC Characteristics



Part Number	Inductance (µH)	Tolerance (±%)	Q Min.	Q Freq (MHz)	SRF (MHz) min	DCR (Ω) Max	Irms (A)
SSL1612-1R0M	1.0	20	30	200	200	0.040	3.0
SSL1612-1R5M	1.5	20	30	200	100	0.045	2.8
SSL1612-2R2M	2.2	20	40	200	90	0.050	1.8
SSL1612-3R3M	3.3	20	40	200	90	0.060	1.6
SSL1612-4R7M	4.7	20	40	200	80	0.065	1.4
SSL1612-6R8M	6.8	20	40	200	40	0.070	1.2
SSL1612-100M	10	20	40	200	30	0.075	1.0
SSL1612-150M	15	20	40	100	25	0.090	0.80
SSL1612-220M	22	20	40	100	20	0.110	0.70
SSL1612-330M	33	20	40	100	15	0.190	0.60
SSL1612-470M	47	20	40	100	15	0.230	0.50
SSL1612-680M	68	20	40	100	10	0.290	0.40
SSL1612-101M	100	20	40	100	8	0.480	0.30
SSL1612-151M	150	20	40	100	7	0.590	0.26
SSL1612-221M	220	20	40	100	4	0.770	0.22
SSL1612-331M	330	20	40	100	4	1.4	0.20
SSL1612-471M	470	20	40	100	3	1.8	0.19
SSL1612-681M	680	20	40	100	2	2.2	0.18
SSL1612-102M	1000	20	40	100	1	3.4	0.15
SSL1612-152M	1500	20	50	100	1	4.2	0.12
SSL1612-222M	2200	20	50	100	1	8.5	0.10
SSL1612-332M	3300	20	50	100	0.5	11	0.08
SSL1612472M	4700	20	50	100	0.5	13.9	0.06
SSL1612-682M	6800	20	50	100	0.5	25	0.04
SSL1612-103M	10000	20	50	100	0.4	32.8	0.02