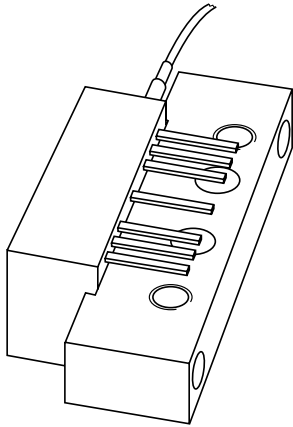


DATA SHEET



BGE887BO/FC Optical receiver module

Product specification
File under Discrete Semiconductors, SC16

1998 Jul 17

Optical receiver module

BGE887BO/FC

FEATURES

- Excellent linearity
- Extremely low noise
- Excellent flatness
- Standard CATV outline
- Rugged construction
- Gold metallization ensures excellent reliability
- FC/APC connector (JDS version).

APPLICATIONS

- CATV systems operating in the 40 to 860 MHz frequency range.

DESCRIPTION

Hybrid high dynamic range optical receiver module in a SOT115N package operating at a voltage supply of 24 V (DC). The module contains a monomode optical input suitable for wavelengths from 1290 to 1600 nm, a terminal to monitor the pin diode current and an electrical output with an impedance of 75 Ω . The optical fibre is terminated by an FC/APC connector (JDS version) and partly reinforced by a 3 mm diameter Kevlar buffer.

PINNING - SOT115N

PIN	DESCRIPTION
1	monitor current
2	common
3	common
5	+V _B
7	common
8	common
9	output

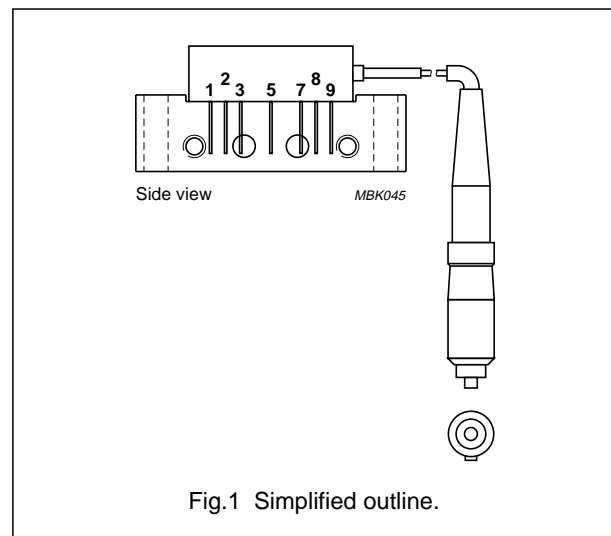


Fig.1 Simplified outline.

QUICK REFERENCE DATA

SYMBOL	PARAMETER	CONDITIONS	MIN.	MAX.	UNIT
f	frequency range		40	860	MHz
S ₂₂	output return losses	f = 40 to 860 MHz	11	–	dB
	optical input return losses		40	–	dB
d ₂	second order distortion	f = 324.25 MHz	–	–70	dBc
F	equivalent noise input	f = 40 MHz	–	7	pA/ $\sqrt{\text{Hz}}$
I _{tot}	total current consumption (DC)	V _B = 24 V	175	205	mA

HANDLING

Fiberglass optical coupling: maximum tensile strength = 5 N; minimum bending radius = 35 mm.

CAUTION

This product is supplied in anti-static packing to prevent damage caused by electrostatic discharge during transport and handling. For further information, refer to Philips specs.: SNW-EQ-608, SNW-FQ-302A and SNW-FQ-302B.

Optical receiver module

BGE887BO/FC

LIMITING VALUES

In accordance with the Absolute Maximum Rating System (IEC 134).

SYMBOL	PARAMETER	CONDITIONS	MIN.	MAX.	UNIT
f	frequency range		40	860	MHz
T _{stg}	storage temperature		-40	+85	°C
T _{mb}	operating mounting base temperature		-20	+85	°C
P _{in}	optical input power	continuous	-	5	mW
ESD	ESD sensitivity	human body model; R = 1.5 kΩ; C = 100 pF	500	-	V

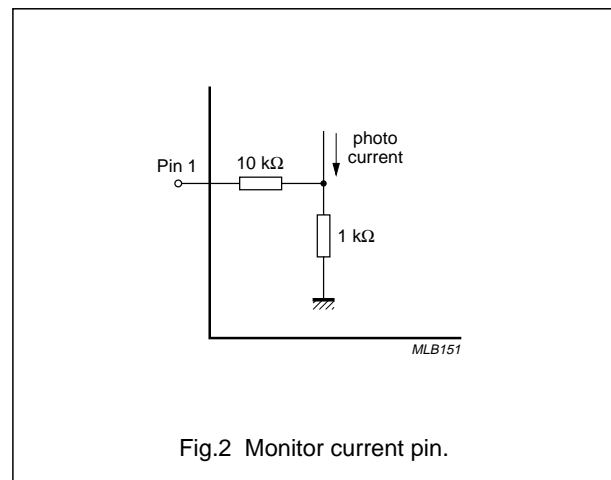
CHARACTERISTICS

Bandwidth 40 to 860 MHz; V_B = 24 V; T_{mb} = 30 °C; Z_L = 75 Ω.

SYMBOL	PARAMETER	CONDITIONS	MIN.	MAX.	UNIT
S	responsivity	λ = 1300 nm	750	-	V/W
FL	flatness of frequency response		-	±0.5	dB
S ₂₂	output return losses	f ₁ = 40 to 860 MHz	11	-	dB
	optical input return losses		45	-	dB
OBR _C	connector optical return losses		70	-	dB
IL _C	connector optical insertion losses		-	0.5	dB
d ₂	second order distortion	note 1	-	-70	dB
d ₃	third order distortion	note 2	-	-80	dB
F	equivalent noise input	f ₁ = 40 MHz	-	7	pA/√Hz
S _λ	spectral sensitivity	λ = 1310 ±20 nm	0.85	-	A/W
		λ = 1550 ±20 nm	0.9	-	A/W
λ	optical wavelength		1290	1600	nm
L	length of optical fibre	buffered fibre; SM type; 9/125 μm; Kevlar buffer: 3 mm	577	627	mm
I _{tot}	total current consumption (DC)	note 3	175	205	mA

Notes

- Two laser test; each laser with 40% modulation index:
f_p = 135 MHz; P_p = 0.5 mW;
f_q = 189.25 MHz; P_q = 0.5 mW;
measured at f_p + f_q = 324.25 MHz.
- Three laser test; each laser with 40% modulation index:
f_p = 326.25 MHz; P_p = 0.33 mW;
f_q = 333.25 MHz; P_q = 0.33 mW;
f_r = 335.25 MHz; P_r = 0.33 mW;
measured at f_p + f_q - f_r = 324.25 MHz.
- The module normally operates at V_B = 24 V, but is able to withstand supply transients up to 30 V.



Optical receiver module

BGE887BO/FC

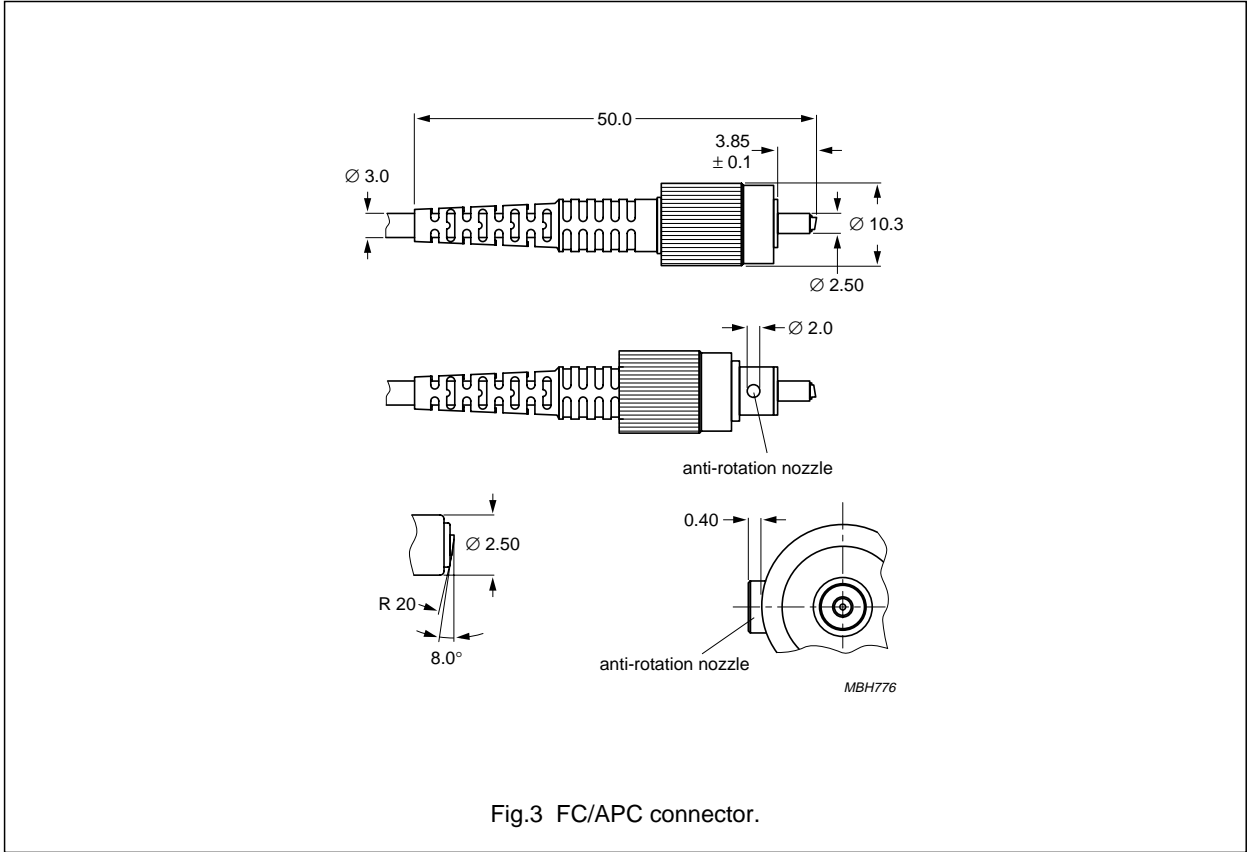


Fig.3 FC/APC connector.

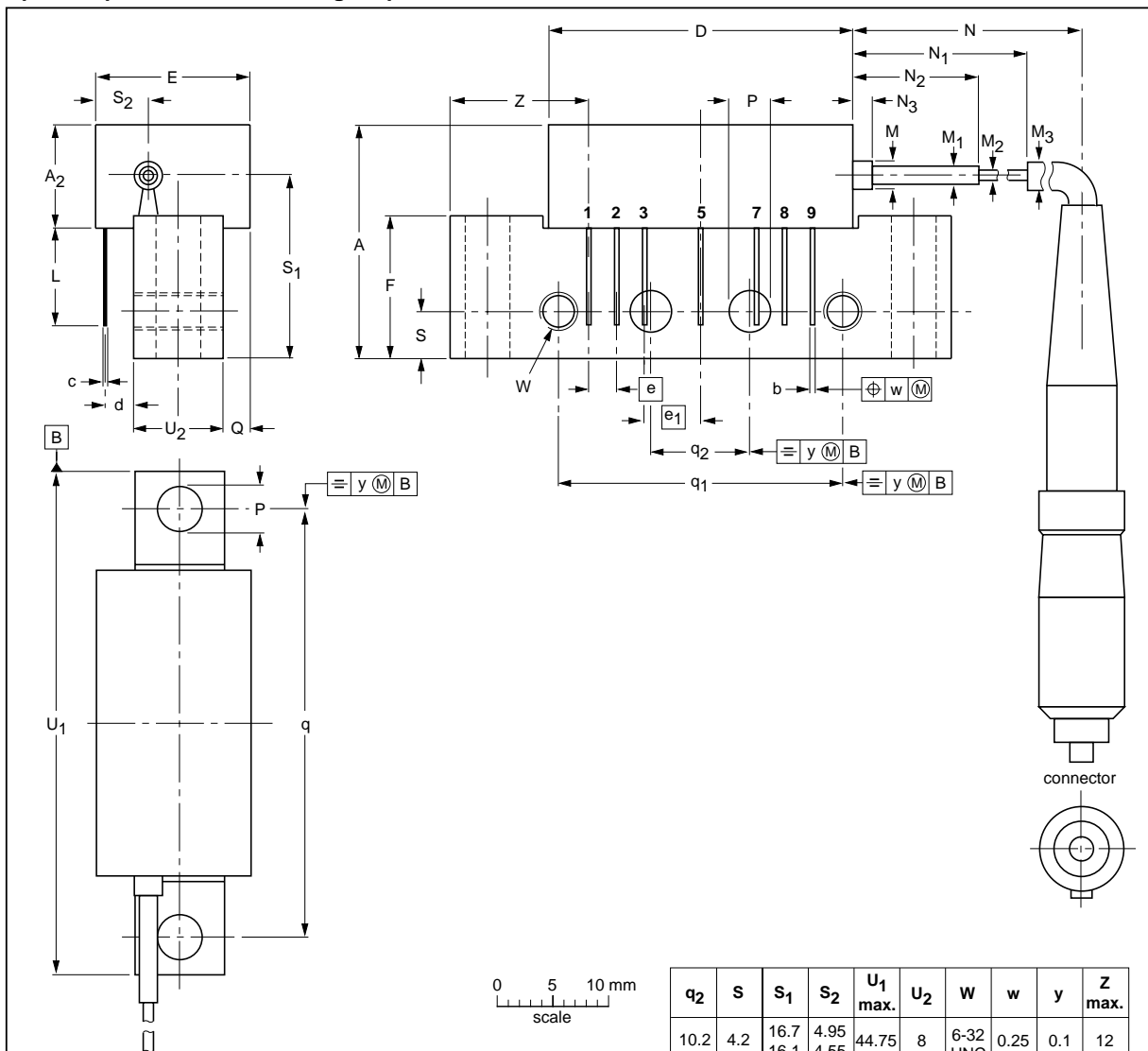
Optical receiver module

BGE887BO/FC

PACKAGE OUTLINE

Rectangular single-ended flat package; aluminium flange;
 2 vertical mounting holes; 2 x 6-32 UNC and 2 extra horizontal mounting holes;
 optical input with connector; 7 gold-plated in-line leads

SOT115N



DIMENSIONS (mm are the original dimensions)

UNIT	A max.	A ₂ max.	b	c	D max.	d max.	E max.	e	e ₁	F	L min.	M	M ₁	M ₂	M ₃	N	N ₁	N ₂	N ₃	∅ P	Q max.	q	q ₁
mm	20.8	9.1	0.51 0.38	0.25	27.2	2.54	13.75	2.54	5.08	12.7	8.8	2.5	1.6	0.9	3	627 577	127 77	10.7 8.7	5 1	4.15 3.85	2.4	38.1	25.4

q ₂	S	S ₁	S ₂	U ₁ max.	U ₂	W	w	y	Z max.
10.2	4.2	16.7 16.1	4.95 4.55	44.75	8	6-32 UNC	0.25	0.1	12

OUTLINE VERSION	REFERENCES				EUROPEAN PROJECTION	ISSUE DATE
	IEC	JEDEC	EIAJ			
SOT115N						98-03-06

Optical receiver module

BGE887BO/FC

DEFINITIONS

Data Sheet Status	
Objective specification	This data sheet contains target or goal specifications for product development.
Preliminary specification	This data sheet contains preliminary data; supplementary data may be published later.
Product specification	This data sheet contains final product specifications.
Limiting values	
Limiting values given are in accordance with the Absolute Maximum Rating System (IEC 134). Stress above one or more of the limiting values may cause permanent damage to the device. These are stress ratings only and operation of the device at these or at any other conditions above those given in the Characteristics sections of the specification is not implied. Exposure to limiting values for extended periods may affect device reliability.	
Application information	
Where application information is given, it is advisory and does not form part of the specification.	

LIFE SUPPORT APPLICATIONS

These products are not designed for use in life support appliances, devices, or systems where malfunction of these products can reasonably be expected to result in personal injury. Philips customers using or selling these products for use in such applications do so at their own risk and agree to fully indemnify Philips for any damages resulting from such improper use or sale.

Optical receiver module

BGE887BO/FC

NOTES

Philips Semiconductors – a worldwide company

Argentina: see South America

Australia: 34 Waterloo Road, NORTH RYDE, NSW 2113,
Tel. +61 2 9805 4455, Fax. +61 2 9805 4466

Austria: Computerstr. 6, A-1101 WIEN, P.O. Box 213, Tel. +43 160 1010,
Fax. +43 160 101 1210

Belarus: Hotel Minsk Business Center, Bld. 3, r. 1211, Volodarski Str. 6,
220050 MINSK, Tel. +375 172 200 733, Fax. +375 172 200 773

Belgium: see The Netherlands

Brazil: see South America

Bulgaria: Philips Bulgaria Ltd., Energoproject, 15th floor,
51 James Bouchier Blvd., 1407 SOFIA,
Tel. +359 2 689 211, Fax. +359 2 689 102

Canada: PHILIPS SEMICONDUCTORS/COMPONENTS,
Tel. +1 800 234 7381

China/Hong Kong: 501 Hong Kong Industrial Technology Centre,
72 Tat Chee Avenue, Kowloon Tong, HONG KONG,
Tel. +852 2319 7888, Fax. +852 2319 7700

Colombia: see South America

Czech Republic: see Austria

Denmark: Prags Boulevard 80, PB 1919, DK-2300 COPENHAGEN S,
Tel. +45 32 88 2636, Fax. +45 31 57 0044

Finland: Sinikalliontie 3, FIN-02630 ESPOO,
Tel. +358 9 615800, Fax. +358 9 61580920

France: 51 Rue Carnot, BP317, 92156 SURESNES Cedex,
Tel. +33 1 40 99 6161, Fax. +33 1 40 99 6427

Germany: Hammerbrookstraße 69, D-20097 HAMBURG,
Tel. +49 40 23 53 60, Fax. +49 40 23 536 300

Greece: No. 15, 25th March Street, GR 17778 TAVROS/ATHENS,
Tel. +30 1 4894 339/239, Fax. +30 1 4814 240

Hungary: see Austria

India: Philips INDIA Ltd, Band Box Building, 2nd floor,
254-D, Dr. Annie Besant Road, Worli, MUMBAI 400 025,
Tel. +91 22 493 8541, Fax. +91 22 493 0966

Indonesia: PT Philips Development Corporation, Semiconductors Division,
Gedung Philips, Jl. Buncit Raya Kav.99-100, JAKARTA 12510,
Tel. +62 21 794 0040 ext. 2501, Fax. +62 21 794 0080

Ireland: Newstead, Clonskeagh, DUBLIN 14,
Tel. +353 1 7640 000, Fax. +353 1 7640 200

Israel: RAPAC Electronics, 7 Kehilat Saloniki St, PO Box 18053,
TEL AVIV 61180, Tel. +972 3 645 0444, Fax. +972 3 649 1007

Italy: PHILIPS SEMICONDUCTORS, Piazza IV Novembre 3,
20124 MILANO, Tel. +39 2 6752 2531, Fax. +39 2 6752 2557

Japan: Philips Bldg 13-37, Kohnan 2-chome, Minato-ku,
TOKYO 108-8507, Tel. +81 3 3740 5130, Fax. +81 3 3740 5077

Korea: Philips House, 260-199 Itaewon-dong, Yongsan-ku, SEOUL,
Tel. +82 2 709 1412, Fax. +82 2 709 1415

Malaysia: No. 76 Jalan Universiti, 46200 PETALING JAYA, SELANGOR,
Tel. +60 3 750 5214, Fax. +60 3 757 4880

Mexico: 5900 Gateway East, Suite 200, EL PASO, TEXAS 79905,
Tel. +9-5 800 234 7381

Middle East: see Italy

Netherlands: Postbus 90050, 5600 PB EINDHOVEN, Bldg. VB,
Tel. +31 40 27 82785, Fax. +31 40 27 88399

New Zealand: 2 Wagener Place, C.P.O. Box 1041, AUCKLAND,
Tel. +64 9 849 4160, Fax. +64 9 849 7811

Norway: Box 1, Manglerud 0612, OSLO,
Tel. +47 22 74 8000, Fax. +47 22 74 8341

Pakistan: see Singapore

Philippines: Philips Semiconductors Philippines Inc.,
106 Valero St. Salcedo Village, P.O. Box 2108 MCC, MAKATI,
Metro MANILA, Tel. +63 2 816 6380, Fax. +63 2 817 3474

Poland: Ul. Lukiska 10, PL 04-123 WARSZAWA,
Tel. +48 22 612 2831, Fax. +48 22 612 2327

Portugal: see Spain

Romania: see Italy

Russia: Philips Russia, Ul. Usatcheva 35A, 119048 MOSCOW,
Tel. +7 095 755 6918, Fax. +7 095 755 6919

Singapore: Lorong 1, Toa Payoh, SINGAPORE 319762,
Tel. +65 350 2538, Fax. +65 251 6500

Slovakia: see Austria

Slovenia: see Italy

South Africa: S.A. PHILIPS Pty Ltd., 195-215 Main Road Martindale,
2092 JOHANNESBURG, P.O. Box 7430 Johannesburg 2000,
Tel. +27 11 470 5911, Fax. +27 11 470 5494

South America: Al. Vicente Pinzon, 173, 6th floor,
04547-130 SÃO PAULO, SP, Brazil,
Tel. +55 11 821 2333, Fax. +55 11 821 2382

Spain: Balmes 22, 08007 BARCELONA,
Tel. +34 93 301 6312, Fax. +34 93 301 4107

Sweden: Kottbygatan 7, Akalla, S-16485 STOCKHOLM,
Tel. +46 8 5985 2000, Fax. +46 8 5985 2745

Switzerland: Allmendstrasse 140, CH-8027 ZÜRICH,
Tel. +41 1 488 2741 Fax. +41 1 488 3263

Taiwan: Philips Semiconductors, 6F, No. 96, Chien Kuo N. Rd., Sec. 1,
TAIPEI, Taiwan Tel. +886 2 2134 2865, Fax. +886 2 2134 2874

Thailand: PHILIPS ELECTRONICS (THAILAND) Ltd.,
209/2 Sanpavuth-Bangna Road Prakanong, BANGKOK 10260,
Tel. +66 2 745 4090, Fax. +66 2 398 0793

Turkey: Talatpasa Cad. No. 5, 80640 GÜLTEPE/ISTANBUL,
Tel. +90 212 279 2770, Fax. +90 212 282 6707

Ukraine: PHILIPS UKRAINE, 4 Patrice Lumumba str., Building B, Floor 7,
252042 KIEV, Tel. +380 44 264 2776, Fax. +380 44 268 0461

United Kingdom: Philips Semiconductors Ltd., 276 Bath Road, Hayes,
MIDDLESEX UB3 5BX, Tel. +44 181 730 5000, Fax. +44 181 754 8421

United States: 811 East Arques Avenue, SUNNYVALE, CA 94088-3409,
Tel. +1 800 234 7381

Uruguay: see South America

Vietnam: see Singapore

Yugoslavia: PHILIPS, Trg N. Pasicca 5/v, 11000 BEOGRAD,
Tel. +381 11 625 344, Fax. +381 11 635 777

For all other countries apply to: Philips Semiconductors,
International Marketing & Sales Communications, Building BE-p, P.O. Box 218,
5600 MD EINDHOVEN, The Netherlands, Fax. +31 40 27 24825

Internet: <http://www.semiconductors.philips.com>

© Philips Electronics N.V. 1998

SCA60

All rights are reserved. Reproduction in whole or in part is prohibited without the prior written consent of the copyright owner.

The information presented in this document does not form part of any quotation or contract, is believed to be accurate and reliable and may be changed without notice. No liability will be accepted by the publisher for any consequence of its use. Publication thereof does not convey nor imply any license under patent- or other industrial or intellectual property rights.

Printed in The Netherlands

125106/00/01/pp8

Date of release: 1998 Jul 17

Document order number: 9397 750 04162

Let's make things better.

Philips
Semiconductors



PHILIPS