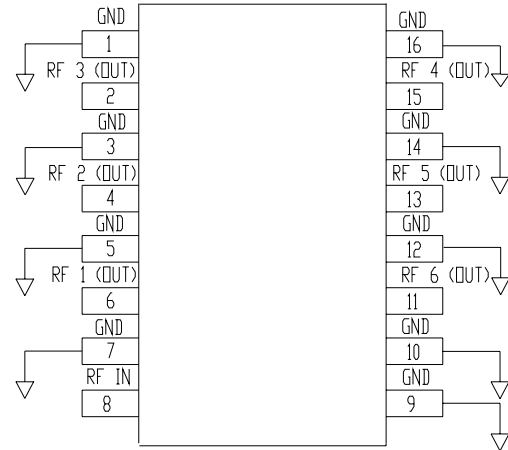


Absolute Maximum Ratings¹

Parameter	Absolute Maximum
Input Power ²	1 W CW
Operating Temperature	-40°C to +85°C
Storage Temperature	-65°C to +150°C

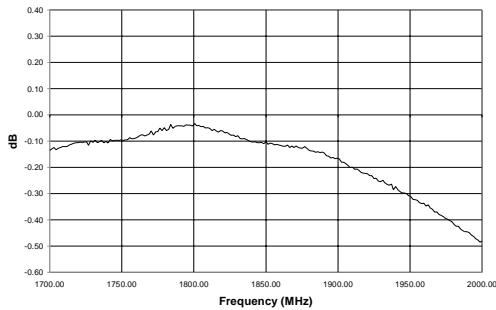
1. Exceeding these limits may cause permanent damage.
2. With internal load dissipation of 0.125 W Maximum.

Functional Diagram

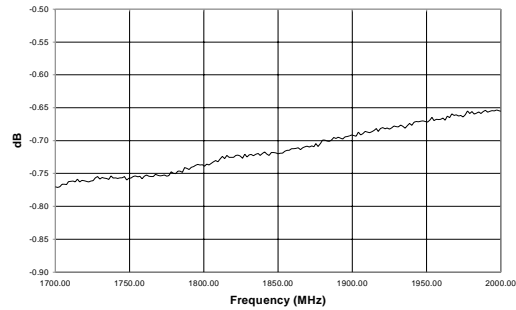


Typical Performance @ +25°C

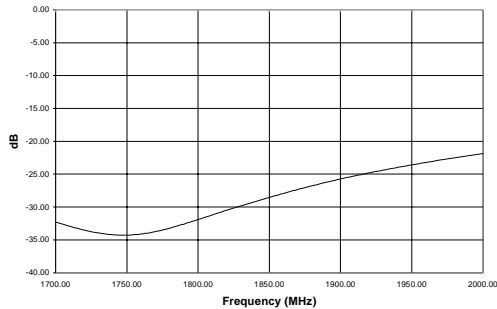
Insertion Loss



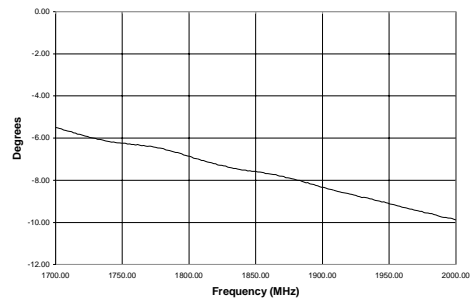
Amplitude Imbalance



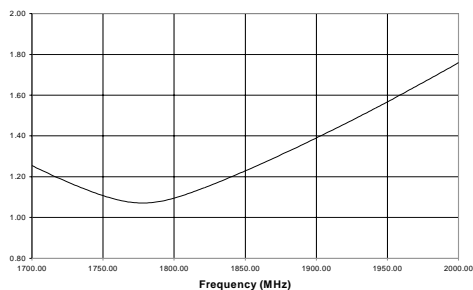
Isolation



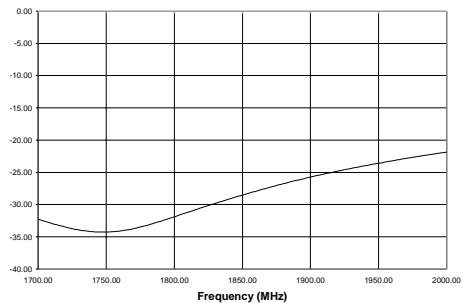
Phase Imbalance



Input VSWR



Output VSWR



V2.00



M/A-COM Division of AMP Incorporated ■ North America: Tel. (800) 366-2266, Fax (800) 618-8883 ■ Asia/Pacific: Tel. +85 2 2111 8088, Fax +85 2 2111 8087 ■ Europe: Tel. +44 (1344) 869 595, Fax+44 (1344) 300 020

www.macom.com

AMP and Connecting at a Higher Level are trademarks.
Specifications subject to change without notice.

