AC固态继电器
AC Solid State Relay

STA07220

24V AC/DC 输入/input
230V/2A AC 输出/output

- 针脚和电磁继电器完全兼容 .
- AC和无极性的DC控制.
- 过零触发,AC输出.
- 能承受很高的浪涌电流.
- 高的抗干扰等级.
- 内置箝位电压.

- *Pin to pin compatible with Electromechanic Relays.*
- *AC and Non-polarized control.*
- *Zero-cross AC Output.*
- *Sustain high Inrush current .*
- *High immunity level.*
- *Integrated clamping voltage.*



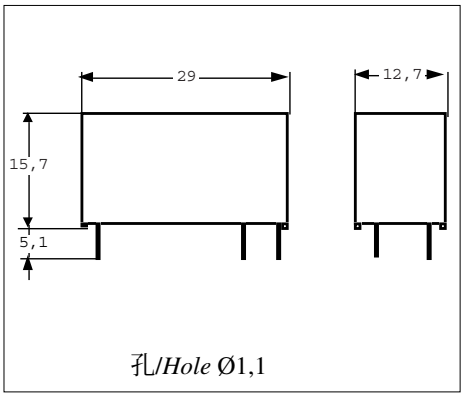

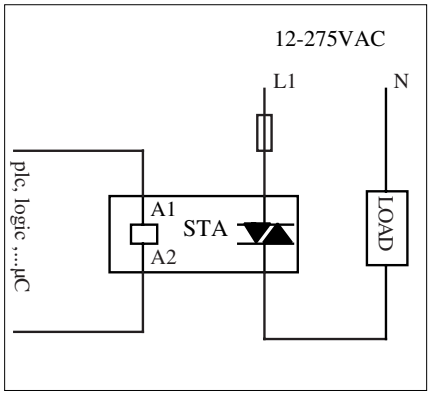

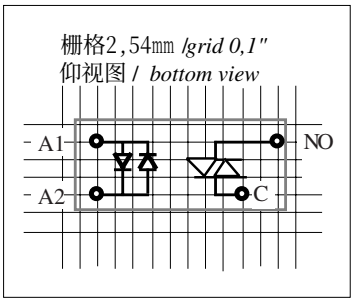

控制特性 (20°C) / ***Control characteristics (at 20°C)***

参数/Parameter	Symbol	DC-AC Min	Nom	Max	Unit
控制电压 / *Control voltage*	Uc	12-15	24	30	V
控制电流 / *Control current (@ Uc nom)*	Ic	4,1-6,1	9,3-10,2	12-13	mA
释放电压/*Release voltage*	Uc off	2,5			V
输入内阻 图1 / *Input internal resistor* fig.1	Rc		2100		Ω

输入-输出特性 (20°C) / ***Input-output characteristics (at 20°C)***

输入-输出隔离 / *Input-output isolation*	Uimp		4000		V

图1/Fig. 1 :控制特性 / *Control characteristic*

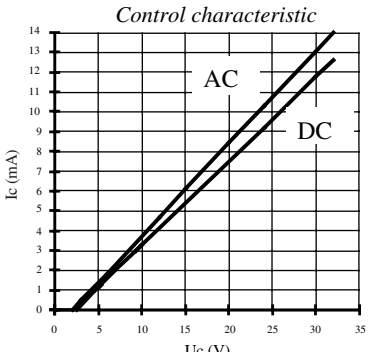

热量特性 / ***thermal characteristics***

参数/Parameter	Conditions	Symbol	Typ.	
最大结温 / *Maximum junction temperature*		Tj max	125	°C
工作温度 /*Operating temperature range*	外壳 / *Case*	Tc max	-40 +100	°C
结-外壳热阻/*Junction-case thermal resistance*	Uc nom, Tc-Ta=50°C	Rthj-c	12	°C/W
结-环境热阻/*Junction-ambient thermal resistance*	Uc nom, Tc-Ta=50°C	Rthj-a	44	°C/W
外壳thermique的延迟时间/*Case thermique delay time*	Tc-Ta=50°C	Tthc	6	minute

一般特性 / ***General characteristics***

重量/*Weight*			11	g
最大焊接温度 / *Maximum soldering heat*(1 mm 外壳/*case*)	10 s	Ts max	260	°C
符合 / *Conformity*	EN60947-5-1			

Proud to serve you

celduc® relais

All technical characteristics are subject to change without previous notice.
Caractéristiques sujettes à modifications sans préavis.

Downloaded from Elcodis.com electronic components distributor

输出特性 (**20°C**) / ***Output characteristics (at 20°C)***

参数/**Parameter**	**Conditions**	**Symbol**	**Typ.**	**Unit**
负载电压 / *Load voltage*		Ul	230	V rms
工作范围 / *Operating range*		Ulmin-max	12-275	V rms
峰值电压(箝位电压) / *Peak voltage (clamping voltage)*		Up	600	V
同步电压 / *Synchronizing level*		Usync	10	V
闭锁电压 / *Latching voltage*	Il nom	Ua	5	V
额定电流(见图2) / *Nominal current (see Fig. 2)*	AC12	Il AC12	2	A rms
	AC13	Il AC13	2	A rms
	AC15	Il AC15	2	A rms
非重复过载电流 /*Non repetitive overload current*	tp=10ms (图3/*Fig. 3*)	Itsm	100	A
通态电压降/ *On state voltage drop*	@ Il nom	Vd	1	V
断态漏电流/ *Off state leakage current*	@Ul, 50Hz	Ilk	<1	mA
最小负载电流 / *Minimum load current*		Ilmin	50	mA
接通时间/ *Turn on time*	Uc nom DC ,f=50Hz	ton max	12	ms
关断时间/ *Turn off time*	Uc nom DC ,f=50Hz	toff max	20	ms
工作频率 / *Operating frequency range*		f	1-440Hz	Hz
断态dv/dt / *Off state dv/dt*		dv/dt	500	V/µs
最大非重复 dI/dt/ *Maximum di/dt non repetitive*		di/dt	100	A/µs
I^2t (<10ms)		I^2t	50	A^2s
压敏电阻 / *VDR*	tp=2ms	Wmax	8,6	J
抗传导水平/*Conducted immunity level*	IEC 1000-4-4 (bursts)	1kV criterion A / 4kV criterion B		
抗传导水平/*Conducted immunity level*	IEC 1000-4-5 (shocks)	Control :0,5kV crit. A Output 1kV crit. A		

图2/Fig. 2 : 负载电流和环境温度特性 /
Load current vs. ambient temperature characteristics

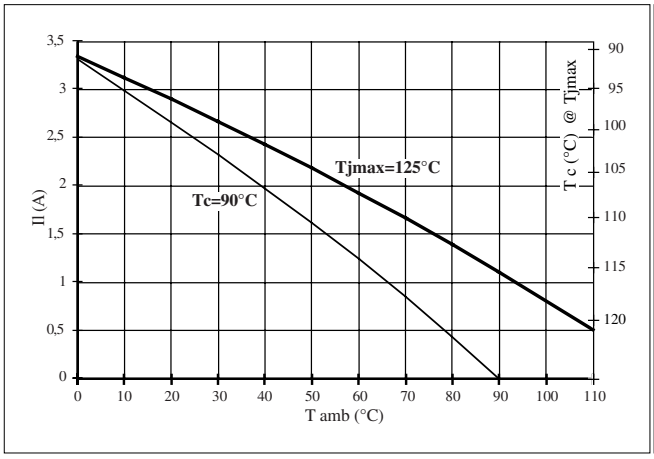

图3/Fig. 3 : 非重复浪涌电流 /
Non repetitive surge current

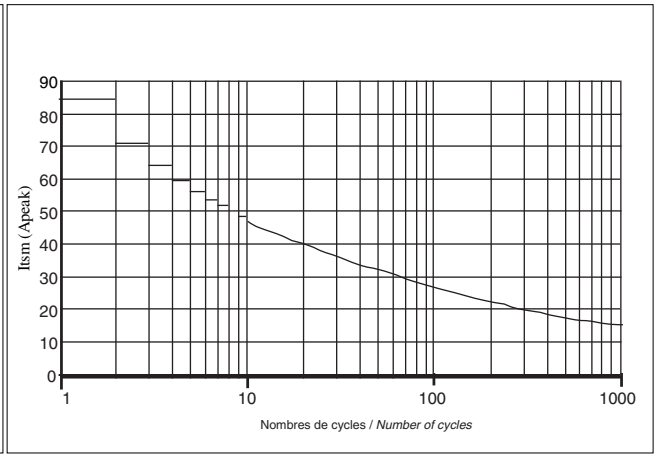

注意 :
* 如果许多固态继电器一个接一个安装,必须考虑降容.

* 对负载输入端有电容(滤波器,放电灯的镇流器...),会出现一些过电压,因此必须用400VAC的固态继电器.请和我们联系.

Cautions :
** In case of many SSRs side by side , take a derating current in to account .*
** On loads with capacitor at the input (filters , ballasts for discharge lamps,...) , some overvoltages can appear , so it is necessary tovuse 400VAC SSRs : Please contact us.*

ISO 9001
N° 1993/1106a

celduc® relais www.celduc.com

Rue Ampère B.P. 4 42290 SORBIERS - FRANCE E-Mail : celduc-relais@celduc.com
Fax +33 (0) 4 77 53 85 51 Service Commercial France Tél. : +33 (0) 4 77 53 90 20
Sales Dept.For Europe Tel. : +33 (0) 4 77 53 90 21 Sales Dept. Asia : Tél. +33 (0) 4 77 53 90 19

Downloaded from Elcodis.com electronic components distributor