


THIN ANGULAR POSITION SENSOR

AN8 Series

Programmable, non-contact magnetic position sensors capable of continuous rotation



Description

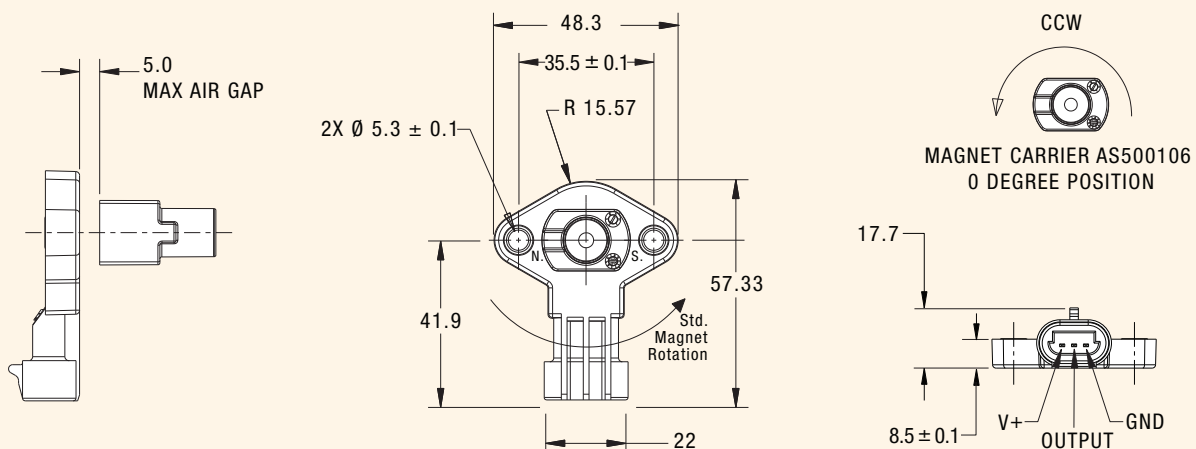
The sensor is applied by rotating a magnetic actuator close to the face of the sensor. Output voltage varies with angular position of the magnet relative to the sensor.

Optimal performance is achieved with Cherry's AS500106 magnetic actuator. Sensor kits including this standard magnet are available.

Applications

- Replacement for smart bearings
- PRNDL switch for harsh environments
- Steer wheel position for drive by wire systems
- Throttle position sensor
- Pedal position sensor

Dimensions mm



Features and Benefits

- Angular position sensor with high tolerance for misalignment
- Provides non-contact angular position sensing to full 360° rotation
- No mechanical interface means no parts to wear out
- Sealed design exceeds IEC529 IP67 standard for immersion
- 5VDC ratiometric device.
- Linear output over specific angular rotation ranges available on request
- Performs with AS500106 standard magnetic carrier
- Sensor can be programmed for use with custom magnets
- Custom programming option for rising or falling output slope with selectable offset, gain, clamp voltage
- PWM output option available for custom applications
- Provided with EMI/ESD protection to SAE J1113 standards
- Maximum operating temperature of 125°C, 150°C optional

THIN ANGULAR POSITION SENSOR

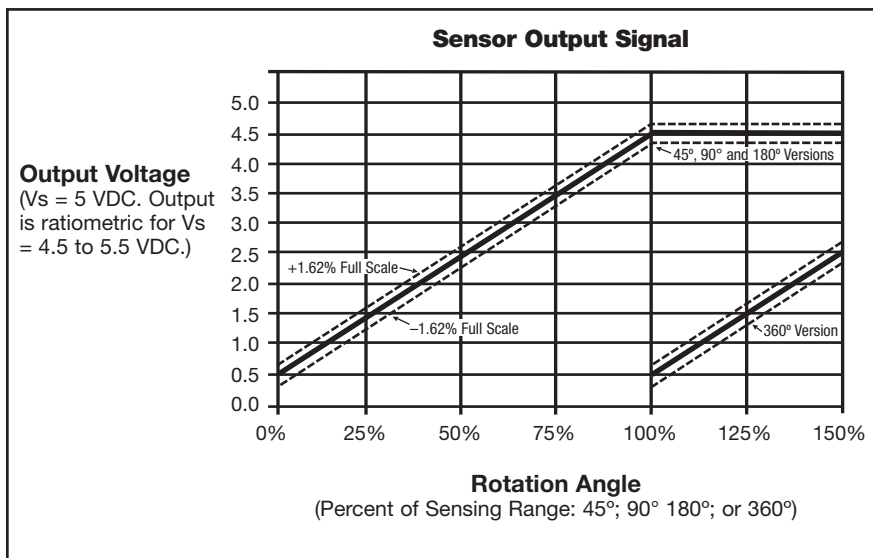
AN8 Series

Mechanical Specifications

Mechanical Travel	0 to 360 degrees (no stops)
Dither	No mechanical contact
Mating Connector	Connector: Delphi Metri-pak 150.2 12162185 Terminal:12124075
Maximum Air Gap	5mm
Maximum Center-to-Center Offset	2mm (magnet to sensor)

Electrical Specifications

Sensing Range	0 to 360 degrees of rotation
Input Voltage	5.0 VDC \pm 10%
Output Voltage	0.5 to 4.5 VDC (ratiometric)
Output Accuracy (with supplied magnet)	\pm 1.62% Full Scale
Output Smoothness (with supplied magnet)	\pm 0.5% Full Scale for any 2% interval
Output Linearity (with supplied magnet)	\pm 2.0% Full Scale
Max Overvoltage	20 VDC
Reverse Voltage	-10 VDC
Maximum Output Current Range	8mA
Minimum Output Current Range	-8mA
Resolution	Analog
Electronic Discharge	SAE J1113-13; \pm 15kV
Immunity to Radiated Electronic Magnetic Fields	SAE J1113-4; 1 MHz to 400 MHz
Conducted Transient Emissions	SAE J1113-42; \pm 25V
Radiated Emissions	SAE J1113-41; Class 4
Analog Output Slew Rate	200 V/ms
Operating Temperature	-40 to 125°C (150°C max option)



Sensor	Sensing Range	Sensor/Magnet Assembly #
AN820001	180°	CU103601*
AN820002	360°	CU103602*
AN820003	45°	CU103603*
AN820004	90°	CU103605*

*Includes AN8 sensor and AS500106 magnetic actuator

Contact

Call, fax or visit our website for more information.

Cherry Electrical Products

11200 88th Avenue
Pleasant Prairie, WI 53158

Phone: 800 285 0773 • 262 942 6500

Fax: 262 942 6566

Web: www.cherrycorp.com

e-mail: cep_sales@cherrycorp.com

Specifications subject to change without notice.