


Surface Mount RF Transformer

50Ω 1.5 to 500 MHz

TCM1-1+ TCM1-1



CASE STYLE: DB714
PRICE: \$.99 ea. QTY (100)

+ RoHS compliant in accordance with EU Directive (2002/95/EC)

The +Suffix has been added in order to identify RoHS Compliance. See our web site for RoHS Compliance methodologies and qualifications.

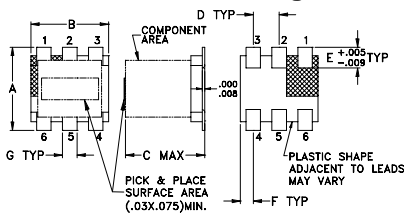
Maximum Ratings

Operating Temperature	-20°C to 85°C
Storage Temperature	-55°C to 100°C
RF Power	250mW
DC Current	30mA

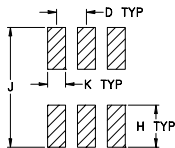
Pin Connections

PRIMARY DOT	6
PRIMARY	4
SECONDARY DOT	1
SECONDARY	3
NOT USED	2,5

Outline Drawing



PCB Land Pattern



Suggested Layout,
Tolerance to be within ±.002

Outline Dimensions (inch/mm)

A	B	C	D	E	F
.160	.150	.160	.050	.040	.025
4.06	3.81	4.06	1.27	1.02	0.64
G	H	J	K		wt
.028	.065	.190	.030		grams
0.71	1.65	4.83	0.76		0.15

Features

- excellent amplitude unbalance, 0.2 dB typ.
- excellent phase unbalance, 4 deg. typ. in 1 dB bandwidth
- plastic base with solder plated leads
- aqueous washable

Applications

- impedance matching
- balanced to unbalanced transformation
- push-pull amplifier

Transformer Electrical Specifications

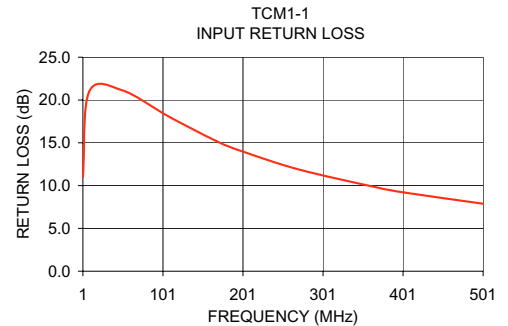
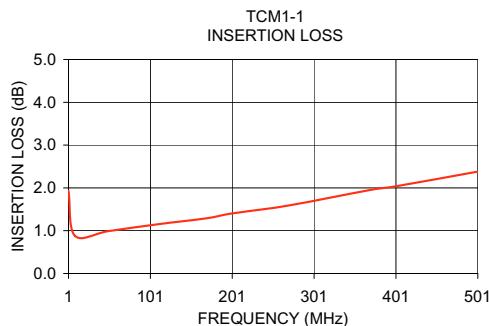
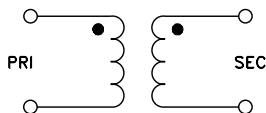
Ω RATIO	FREQUENCY (MHz)	INSERTION LOSS*		
		3 dB MHz	2 dB MHz	1 dB MHz
1	1.5-500	1.5-500	2.5-400	5-350

* Insertion Loss is referenced to mid-band loss, 0.9 dB typ.

Typical Performance Data

FREQUENCY (MHz)	INSERTION LOSS (dB)	INPUT R. LOSS (dB)
1.00	1.93	11.00
8.80	0.88	20.96
50.00	0.99	21.15
110.00	1.15	17.98
170.00	1.29	15.11
200.00	1.40	14.01
270.00	1.59	11.90
369.00	1.95	9.77
402.00	2.04	9.20
501.00	2.38	7.88

Config. C



Mini-Circuits®
ISO 9001 ISO 14001 CERTIFIED

ALL NEW
minicircuits.com

P.O. Box 350166, Brooklyn, New York 11235-0003 (718) 934-4500 Fax (718) 332-4661 For detailed performance specs & shopping online see Mini-Circuits web site



The Design Engineers Search Engine Provides ACTUAL Data Instantly From MINI-CIRCUITS At: www.minicircuits.com

RF/IF MICROWAVE COMPONENTS

REV. C
M114760
TCM1-1
IG/TD/CP/AM
080218