

Common Mode Filters(SMD) For High-speed Differential Signal Line

Conformity to RoHS Directive

TCM Series TCM1005 Type

FEATURES

- TCM 1005 (L1.0×W0.5×T0.4mm) type is specially the smallest thin product in the industry.
- By providing wide bandwidth (cutoff frequency: 3GHz) for differential mode, this product has almost no effect for high-speed differential signals and can suppress the radiated emission.
- This product contains no lead and supports lead-free soldering.

APPLICATIONS

- High speed interface(LVDS, IEEE1394 and USB2.0) in electronics devices.
- PDP/LCD/DLP/PJ TV, DVD player, notebook PCs, DVC, DSC, amusement machines, portable audio, digital cellular phones, etc.

PRODUCT IDENTIFICATION

TCM	1005	-	900	-	2P	-	T
(1)	(2)		(3)		(4)		(5)

- (1) Series name
- (2) Dimensions L×W
- (3) Impedance[at 100MHz]
900: 90Ω
- (4) Number of line
2P: 2-line
- (5) Packaging style
T: ø180mm reel taping

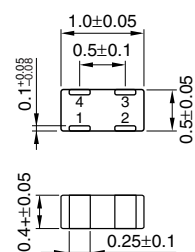
TEMPERATURE RANGE

Operating	-25 to +85°C
-----------	--------------

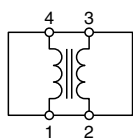
PACKAGING STYLE AND QUANTITIES

Packaging style	Quantity
Taping	10000 pieces/reel

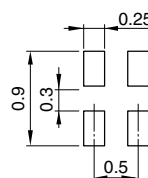
SHAPES AND DIMENSIONS/CIRCUIT DIAGRAMS/RECOMMENDED PC BOARD PATTERNS



Weight: 1mg
Dimensions in mm



• No polarity



Dimensions in mm



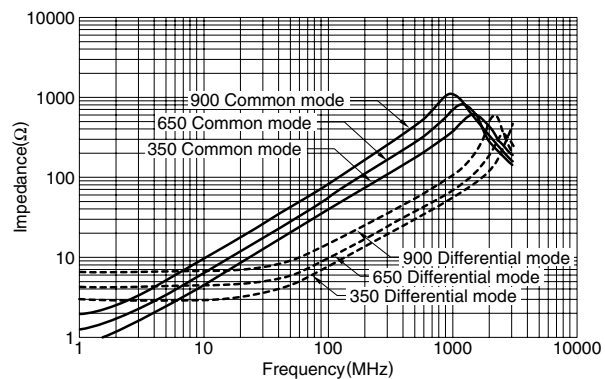
ELECTRICAL CHARACTERISTICS

Part No.	Common mode impedance (Ω) [100MHz]	DC resistance (Ω)[1 line]	Rated current I _{dc} (A)max.	Rated voltage E _{dc} (V)max.	Insulation resistance (MΩ)min.
TCM1005-350-2P	35±30%	1.15±30%	0.1	5	10
TCM1005-650-2P	65±20%	2±30%	0.1	5	10
TCM1005-900-2P	90±20%	2.5±30%	0.1	5	10

- Conformity to RoHS Directive: This means that, in conformity with EU Directive 2002/95/EC, lead, cadmium, mercury, hexavalent chromium, and specific bromine-based flame retardants, PBB and PBDE, have not been used, except for exempted applications.

- All specifications are subject to change without notice.

TYPICAL ELECTRICAL CHARACTERISTICS IMPEDANCE vs. FREQUENCY CHARACTERISTICS



• All specifications are subject to change without notice.