

# Common Mode Filters(SMD) For HDMI/S-ATA

Conformity to RoHS Directive

## TCM Series TCM1608H Type

### FEATURES

- Array type thin-film common mode filters are compatible with high-speed differential signal interfaces such as HDMI and S-ATA.
- These products consists of two circuits on a small L1.6×W0.8mm chip.
- A wider bandwidth was achieved for differential transmission making it possible to reduce noise emission without affecting the high-speed differential signal.
- The differential mode cut-off frequency is 6.00GHz, making it optimal for high-speed differential transmission lines such as HDMI and S-ATA.

### APPLICATIONS

- EMI countermeasures of interface-HDMI of digital image equipment such as digital TVs, DVD recorders
- EMI countermeasures of high-speed differential signal interface such as image signal interface S-ATA adopted to personal computers

### TEMPERATURE RANGE

Operating	-25 to +85°C
-----------	--------------

### PACKAGING STYLE AND QUANTITIES

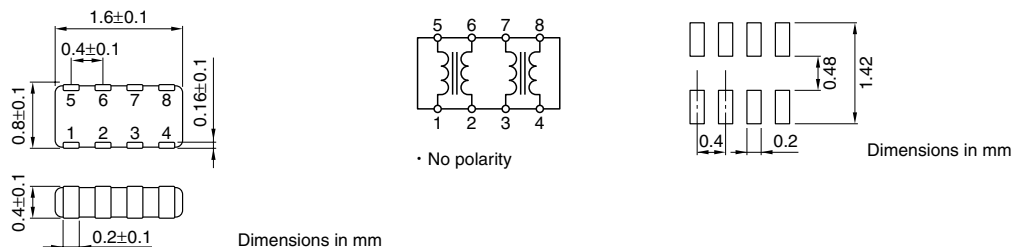
Packaging style	Quantity
Taping	4000 pieces/reel

### PRODUCT IDENTIFICATION

TCM	1608	H	- 900	- 4P	- T	□□□
(1)	(2)	(3)	(4)	(5)	(6)	(7)

- (1) Series name
- (2) Dimensions L×W
- (3) Product identification number
- (4) Impedance[at 100MHz]  
900: 90Ω
- (5) Number of line  
4P: 4-line
- (6) Packaging style  
T: ø180mm reel taping
- (7) TDK internal code

### SHAPES AND DIMENSIONS/CIRCUIT DIAGRAMS/RECOMMENDED PC BOARD PATTERNS



### ELECTRICAL CHARACTERISTICS

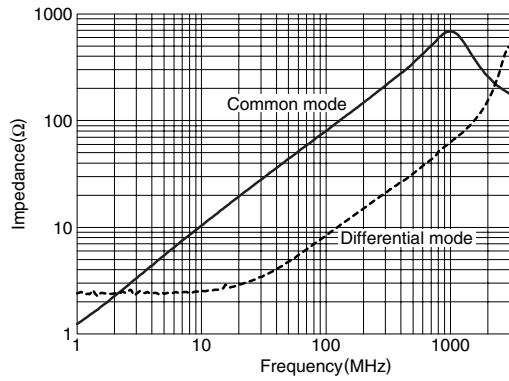
Part No.	Common mode impedance (Ω)[at 100MHz]	Cut-off frequency (GHz)	DC resistance (Ω)max. [1 line]	Rated current I <sub>dc</sub> (mA)max.	Rated voltage E <sub>dc</sub> (V)max.	Insulation resistance (MΩ)min.
TCM1608H-900-4P	90±25	6typ.	1.75	100	10	10

- Conformity to RoHS Directive: This means that, in conformity with EU Directive 2002/95/EC, lead, cadmium, mercury, hexavalent chromium, and specific bromine-based flame retardants, PBB and PBDE, have not been used, except for exempted applications.

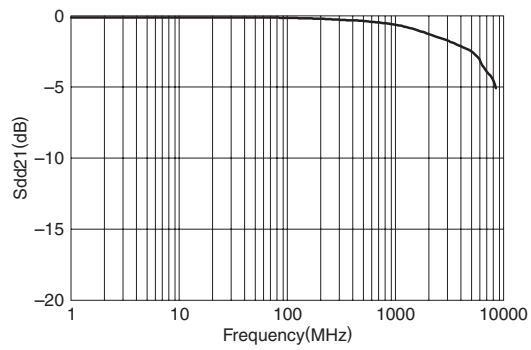
- All specifications are subject to change without notice.

### TYPICAL ELECTRICAL CHARACTERISTICS

#### IMPEDANCE vs. FREQUENCY CHARACTERISTICS



#### INSERTION LOSS vs. FREQUENCY CHARACTERISTICS



• All specifications are subject to change without notice.