


10/100 Base-X Module for Quad-port Applications

EPF8120S



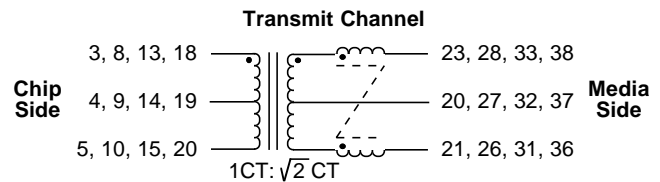
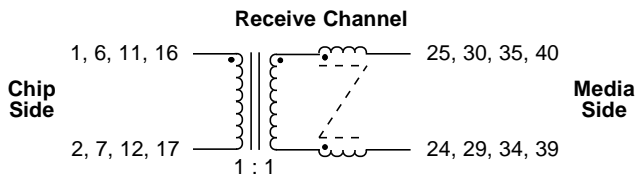
- Guaranteed to operate with 8 mA DC bias at 70°C •
- Complies with or exceeds IEEE 802.3, 10 BT/100 BX Standards •

Electrical Parameters @ 25° C

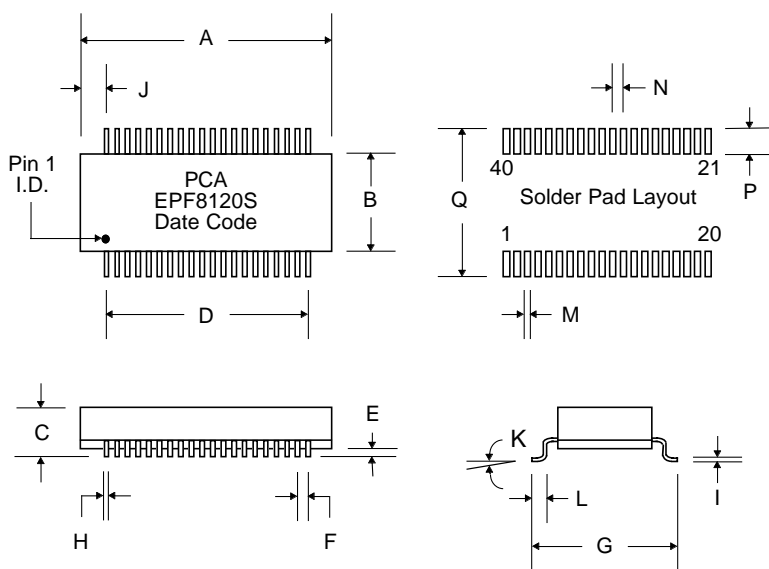
OCL @ 70°C	Insertion Loss (dB Max.)				Return Loss (dB Min.)						Common Mode Rejection (dB Min.)						Crosstalk (dB Min.)		
	1-100 MHz		150 MHz		1-30 MHz		60 MHz		100 MHz		30-100 MHz		200 MHz		300 MHz			500 MHz	
100 KHz, 0.1 Vrms 8 mA DC Bias	Xmit	Rcv	Xmit	Rcv	Xmit	Rcv	Xmit	Rcv	Xmit	Rcv	Xmit	Rcv	Xmit	Rcv	Xmit	Rcv	Xmit	Rcv	
350µH	-1	-1	-3	-3	-18	-18	-12	-12	-10	-10	-30	-20	-20	-15	-20	-10	-10	---	-30

• Isolation : 1500 Vrms • Cable Impedance : 100 Ω • Rise Time : 3.0 nS Max. •

Schematic



Package



Dimensions

Dim.	(Inches)			(Millimeters)		
	Min.	Max.	Nom.	Min.	Max.	Nom.
A	1.110	1.130	1.120	28.19	28.70	28.45
B	.470	.490	.480	11.94	12.45	12.19
C	.250	.270	.260	6.35	6.86	6.60
D	---	---	.950	---	---	24.13
E	.010	.015	.0125	.254	.381	.317
F	---	---	.050	---	---	1.27
G	.590	.610	.600	14.99	15.49	15.24
H	.016	.022	.019	.406	.559	.483
I	.008	.012	.010	.203	.305	.254
J	---	---	.085	---	---	2.16
K	0°	8°	---	0°	8°	---
L	.025	.045	.035	.635	1.14	.889
M	---	---	.030	---	---	.762
N	---	---	.050	---	---	1.27
P	---	---	.090	---	---	2.29
Q	---	---	.670	---	---	17.02