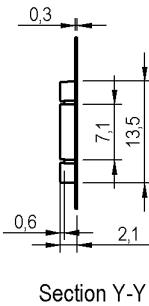
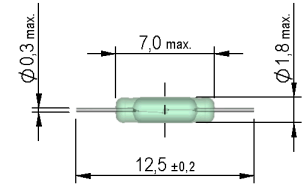
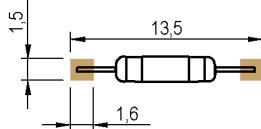


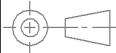
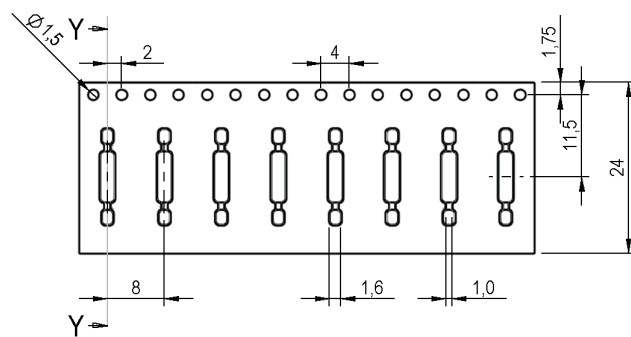
Dimensions (mm)



Recommended Pad Layout



Tape and Reel (4001350017)



tolerances according to DIN ISO 2768 m

Magnetic properties	Conditions	Min	Typ	Max	Unit
Pull-In excitation (modified contact)	Reed switch modified phys. conditioned tolerance of +/- 1 AT	17		29	AT
Test-Coil	Reed switch modified	KMS-22			
Pull-In in milliTesla (modified conta)	MS150 - phys. caused tolerance +/- 0,1mT	1,7		2,1	mT

Contact data 80	Conditions	Min	Typ	Max	Unit
Contact-No.		80			
Contact-form		A			
Contact-material		Rhodium			
Contact-rating	Any DC combination of V & A not to exceed their individual max.'s			1	W
Switching voltage	DC or Peak AC			24	V
Switching current	DC or Peak AC			0,1	A
Carry current	DC or Peak AC			0,3	A
Contact resistance static	Measured with 40% overdrive Start Value			200	mOhm
Contact resistance dynamic	Maximum value 1,5 ms after excitation Start Value			250	mOhm
Insulation resistance	RH <45 %, 100 V test voltage	1			GOhm
Breakdown voltage	according to IEC 255-5	150			VDC
Operate time incl. bounce	measured with 40% overdrive			0,6	ms
Release time	measured with no coil excitation			0,1	ms
Capacity			0,2		pF

Modified dimensions	Conditions	Min	Typ	Max	Unit
Remarks		to dimensions see drawing			

Environmental data	Conditions	Min	Typ	Max	Unit
Shock	1/2 Sinuswelle, Dauer 11ms			30	g
Vibration	von 10 - 2000 Hz			20	g
Ambient temperature		-40		130	°C
Storage temperature		-55		130	°C
Soldering temperature	Wellenlöten max. 5 Sek.			260	°C

Modifications in the sense of technical progress are reserved

Designed at: 06.04.09 Designed by: AKELLER
 Last Change at: 25.05.09 Last Change by: AKELLER

Approval at: 16.04.09 Approval by: RKAMP
 Approval at: 29.05.09 Approval by: RKAMP

Version: 02