


15 Amp Subminiature PCB Power Relay

PC415



FEATURES

- 10 or 15 Amp continuous contact capacity
- 1 Form A, 1 form B & 1 form C contact forms
- Most popular package and footprint
- Class "B" insulation standard
- Class "F" insulation available
- Very economically priced
- Sealed, immersion cleanable
- **Now available Lead Free & RoHS Compliant**



File # E93379

UL/CSA RATINGS

Load Type	All Forms All Contacts
Standard	10 Amps @ 120 VAC & 28 VDC, 7 Amps @ 240 VAC, 5 amps @ 277 VAC, 20 Amps @ 14 VDC
High Power	15 Amps @ 120 VAC & 28 VDC, 10 Amps @ 240 VAC 6 amps @ 277 VAC, 20 Amps @ 16 VDC
Motor	1/3 HP at 125 VAC, 1/2 HP at 240 VAC

CONTACT DATA

Material		AgCdO (Silver Cadmium Oxide)
Initial Contact Resistance		100 milliohms max @ 0.1A, 6VDC
Service Life	Mechanical	1 X 10 ⁷ Operations
	Electrical	1 X 10 ⁵ Operations

CHARACTERISTICS

Operate Time	10 ms. Max.
Release Time	5 ms. Max.
Insulation Resistance	1,000 megohms min, at 500VDC, 50%RH
Dielectric Strength	1500 Vrms, 1 min. between coil and contacts 750 Vrms, 1 min. between open contacts
Shock Resistance	10 g, 11ms, functional; 100 g, destructive
Vibration Resistance	DA 1.5 mm, 10 - 55 Hz
Power Consumption	.36 W
Ambient Temperature Range	-55 to 85 C operating for class B, -55 to 130 C storage
Weight	9.5 grams approx.

ORDERING INFORMATION

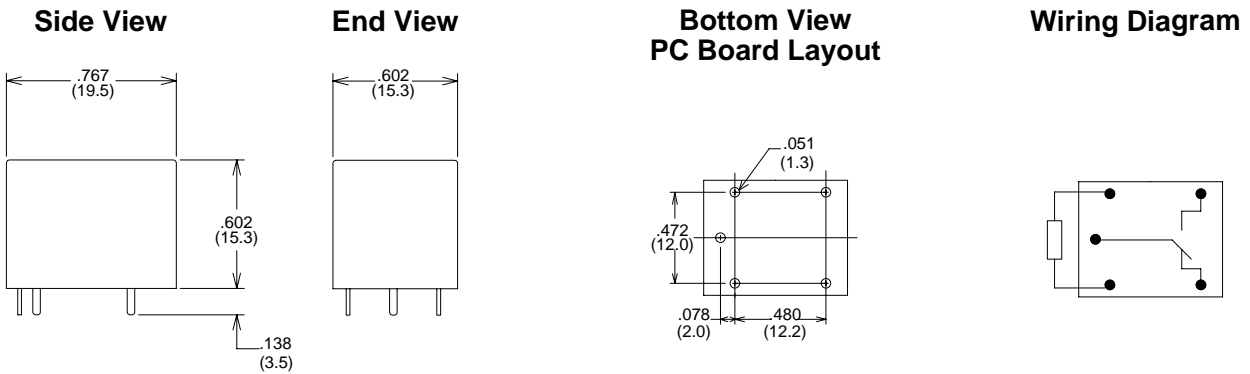
Example:	PC415	H	-1A	-12	S	F	G	-X
Model								
Amp Rating Nil: 10 Amp, H: 15 Amp								
Contact Form 1A: 1A, 1B: 1B, 1C: 1C								
Coil Voltage								
Enclosure S: Sealed; C: Dust Cover								
Insulation System Nil: Class B, F: Class F								
Contact Material Nil: AgCdO, T: AgSnO, G: AgCdO + Gold Plate								
RoHS Compliant Nil: Not RoHS, -X: RoHS Compliant								

COIL DATA

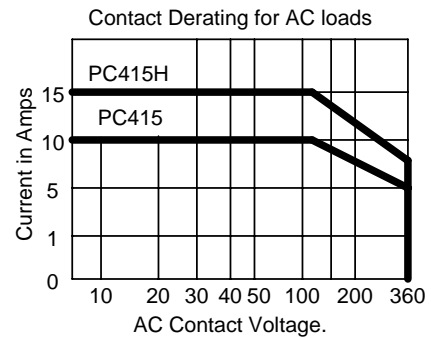
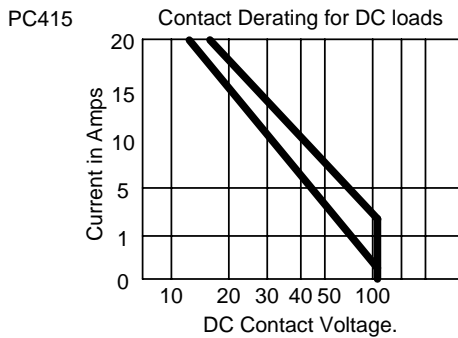
Coil Voltage	Resistance ohms \pm 10%	Must Operate Voltage Max. (VDC)	Must Release Voltage Min. (VDC)	Continuous Voltage Max. (VDC)
3	25	2.1	0.3	3.9
5	70	3.5	0.5	6.5
6	100	4.2	0.6	7.8
9	225	6.3	0.9	11.7
12	400	8.4	1.2	15.6
24	1600	16.8	2.4	31.2
48	6400	33.6	4.8	62.4

Note: Custom coil voltages within the ranges shown are available on special order.

Dimensions in Inches (millimeters)



PC415H



Notes:
 Contact Form C shown
 On Contact Forms A & B Unused Pins are Omitted
 Tolerances \pm .010 unless otherwise noted



3220 Commander Drive, Suite 102, Carrollton, Texas 75006

Sales: Call Toll Free (888) 997-3933 Fax (818) 342-5296 email: pickerwest@sbcglobal.net URL: pickercomponents.com