

RoHS Compliant Product

A suffix of "-C" specifies halogen & lead-free

TO-92

FEATURE

Power dissipation

$$P_{CM} : 0.625 \text{ W } T_{amb}=25$$

Collector current

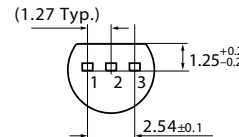
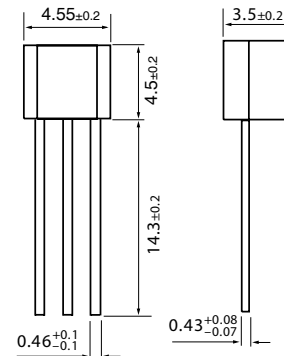
$$I_{CM} : -0.5 \text{ A}$$

Collector-base voltage

$$V_{(BR)CBO} : -40 \text{ V}$$

Operating and storage junction temperature range

$$T_j, T_{stg} : -55 \text{ to } +150$$



1: Emitter
2: Base
3: Collector

ELECTRICAL CHARACTERISTICS ($T_{amb}=25^{\circ}\text{C}$ unless otherwise specified)

Parameter	Symbol	Test conditions	MIN	TYP	MAX	UNIT
Collector-base breakdown voltage	$V_{(BR)CBO}$	$I_C = -100 \mu\text{A}$, $I_E = 0$	-40			V
Collector-emitter breakdown voltage	$V_{(BR)CEO}$	$I_C = -1 \text{ mA}$, $I_B = 0$	-25			V
Emitter-base breakdown voltage	$V_{(BR)EBO}$	$I_E = -100 \mu\text{A}$, $I_C = 0$	-5			V
Collector cut-off current	I_{CBO}	$V_{CB} = -40\text{V}$, $I_E = 0$			-0.1	μA
Collector cut-off current	I_{CBO}	$V_{CB} = -20\text{V}$, $I_E = 0$			-0.1	μA
Emitter cut-off current	I_{EBO}	$V_{EB} = -5\text{V}$, $I_C = 0$			-0.1	μA
DC current gain	$h_{FE(1)}$	$V_{CE} = -1\text{V}$, $I_C = -50\text{mA}$	64		300	
	$h_{FE(2)}$	$V_{CE} = -1\text{V}$, $I_C = -500\text{mA}$	40			
Collector-emitter saturation voltage	$V_{CE(sat)}$	$I_C = -500 \text{ mA}$, $I_B = -50\text{mA}$			-0.6	V
Base-emitter voltage	$V_{BE(sat)}$	$I_C = -500 \text{ mA}$, $I_B = -50\text{mA}$			-1.2	V
Transition frequency	f_T	$V_{CE} = -6\text{V}$, $I_C = -20\text{mA}$, $f = 30\text{MHz}$	150			MHz

CLASSIFICATION OF $h_{FE(1)}$

Rank	D	E	F	G	H	I
Range	64-91	78-112	96-135	112-166	144-202	190-300

Typical Characteristics

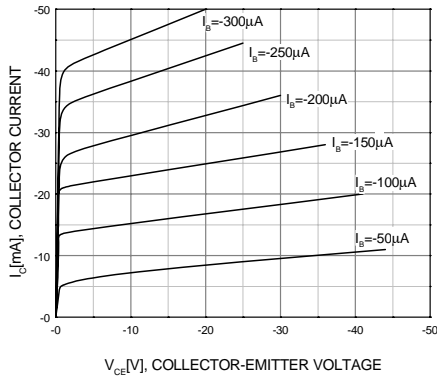


Figure 1. Static Characteristic

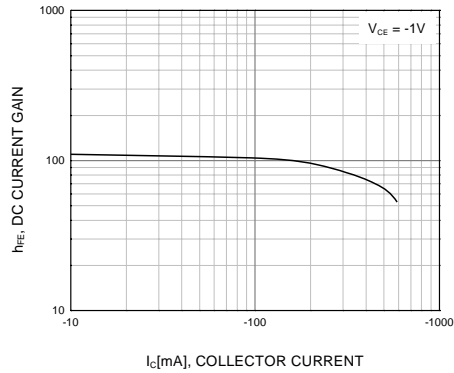
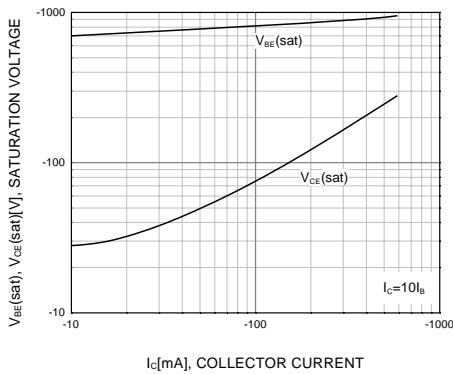


Figure 2. DC current Gain



**Figure 3. Base-Emitter Saturation Voltage
Collector-Emitter Saturation Voltage**

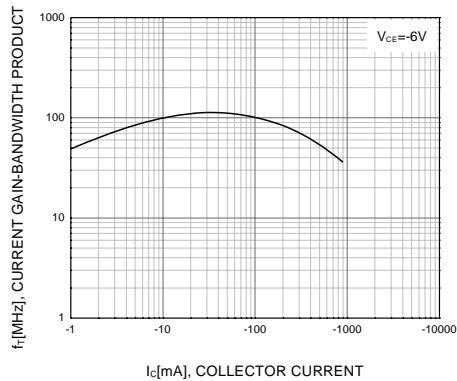


Figure 4. Current Gain Bandwidth Product