

**8- 20V Input, 3A
+5.0V, +3.3V
Switching Regulator
Three Terminal Package**

PRELIMINARY SPECIFICATION

FEATURES

- High Efficiency
- Internal Short Circuit Protection
- Small Footprint
- High Power Density- 60W/in.³
- On- Board Bulk Capacity

APPLICATIONS

- Low Voltage Battery regulation
- Embedded Processor Power
- General Purpose Low Voltage Logic Supply
- FPGA Supply

DESCRIPTION

The OM957XSP Integrated Switching Regulators are designed for pin compatibility with standard 3-Pin linear regulators. The parts are ideally suited for non- isolated, point of load power regulation applications where small size and high efficiency are required. The package is designed using “Chip-on board” technology to reduce cost and maintain power density. This part will typically not require any additional components in your application due to internal bulk capacity already provided.

MAXIMUM RATINGS @ Ta=25° C (unless otherwise specified)

Parameter	Value	Conditions
Input Voltage	28V	I _o = 3.0A
Power Dissipation	3W	V _o = 5V
Output Power	16W	V _o = 5V
Lead Temp.	230°C	<15 secs.

CONFIGURATION CHART

MODEL	OUTPUT VOLTAGE	TEMPERATURE RANGE	MAX. OUTPUT CURRENT
OM9571SP	5.0V	-25 to +85°C	3.0A
OM9572SP	3.3V	-25 to +85°C	3.0A

Rev.06, 10/18/00



205 Crawford Street, Leominster, MA 01453 USA

(978) 534-5776 FAX (978) 537-4246

www.omnirel.com

PERFORMANCE CHARACTERISTICS (Ta= 25°C)**INPUT**

Parameter	Symbol	Test Conditions	MIN	MAX	Units
Line Regulation	Rline	10V≤Vin≤ 20V	-0.5	+0.5	%
Input Voltage Range	Vin		8	20.0	V
Input Filtering				22	uF

OUTPUT

Parameter	Symbol	Test Conditions	MIN	TYP	MAX	Units
Power	Po	Vo= 5.0V			15	W
Vout Accuracy	ΔVo	Vo= 5.0V, 3.3V		0.8	1.0	%
Vout Regulation	Vreg	Vin= 10V, 0.1A≤Io≤3A	-1.0	-0.3	0.1	%
Output Ripple	Vr	Vin= 10V, Io= 3.0A		50	100	mV(p-p)
Current Limiting	Ilim	Vin= 10V		4.0		A
Efficiency	η	Vin= 10V, Io= 3A		85		%
Min. Load Current	Ii(min)		0.1			A
Output Filter				220		uF

DYNAMIC

Parameter	Test Conditions	MIN	TYP	MAX	Units
Transient Response	50% load step		40	200	μS mV
Frequency	0 to 85°C	175	200	225	KHz

ENVIRONMENTAL

Parameter	Model	MIN	MAX	Units
Operating Temperature	OM9571SP OM9572SP	-25	+85	°C
Storage Temp.		-40	125	°C
Flammability			UL94V0	

Rev.06, 10/18/00

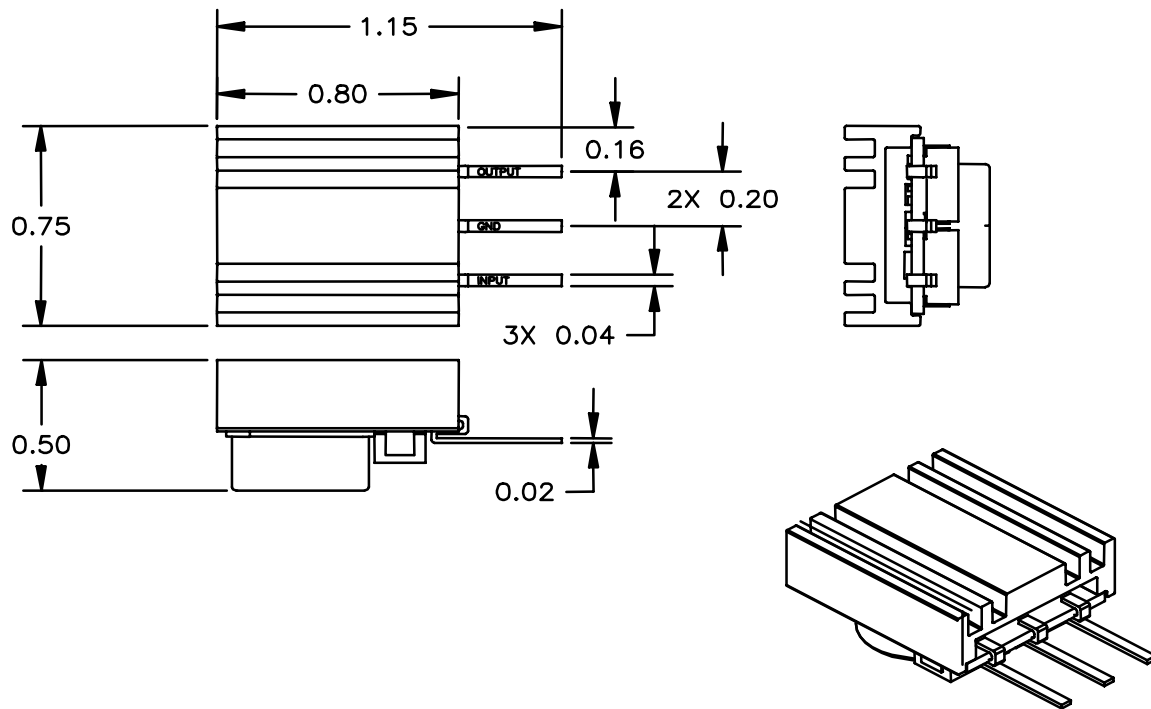


205 Crawford Street, Leominster, MA 01453 USA

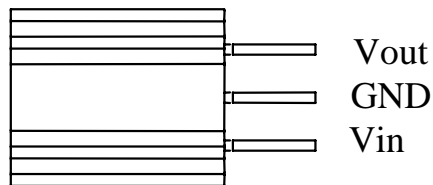
(978) 534-5776 FAX (978) 537-4246

www.omnirel.com

MECHANICAL OUTLINE



Package Pinout

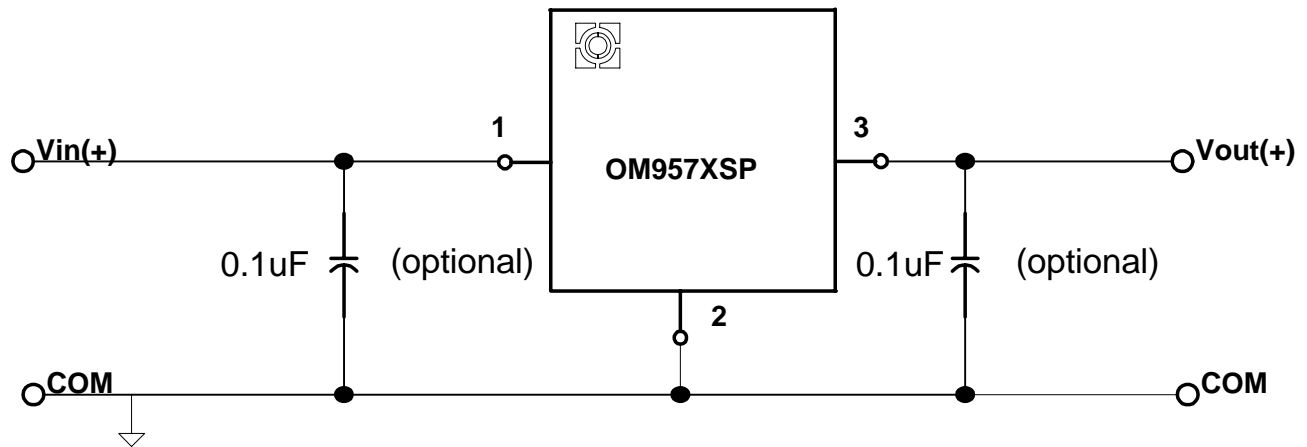


Rev.06, 10/18/00



205 Crawford Street, Leominster, MA 01453 USA
(978) 534-5776 FAX (978) 537-4246

www.omnirel.com

APPLICATION CIRCUIT

Internal to the package is a 22uF input capacitor and a 330uF output capacitor. The Omnirel process allows sufficient space allocation to include all components necessary to complete the basic regulation design. The additional by-pass capacitors are suggested if an improvement in switching noise becomes necessary.

Rev.06, 10/18/00



205 Crawford Street, Leominster, MA 01453 USA
(978) 534-5776 FAX (978) 537-4246

www.omnirel.com