

# RF IMPEDANCE TRANSFORMER

## SURFACE MOUNT MODEL: TM1-0

WIDE BANDWIDTH

0.30 - 1000 MHz

**FEATURES:**

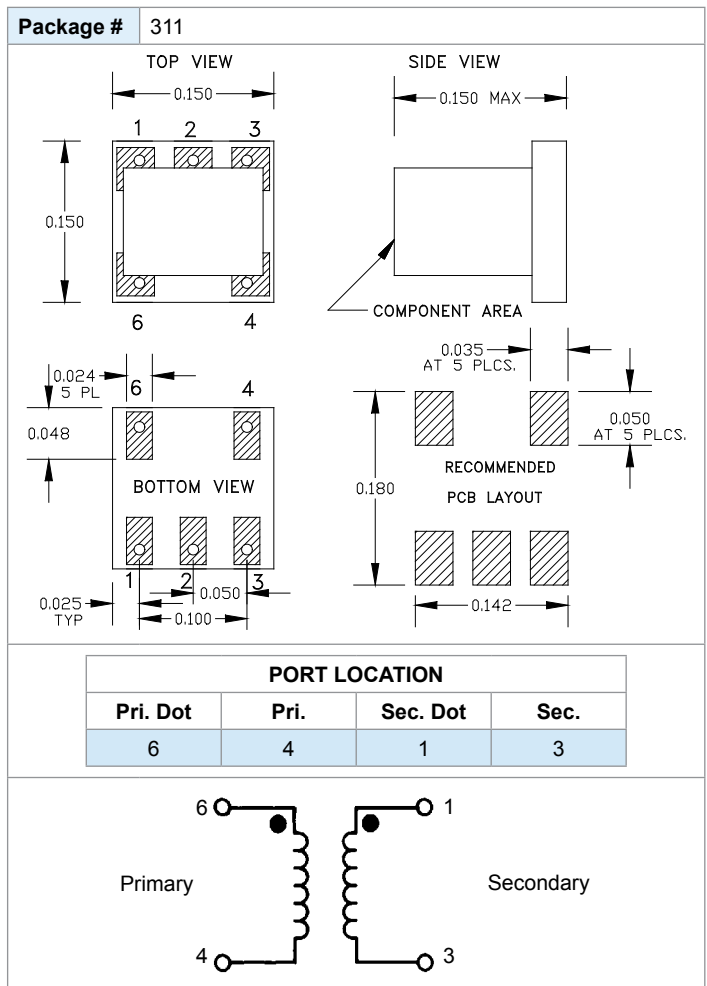
- ▶ Cost Effective
- ▶ Low Loss
- ▶ Small Size, Surface Mount
- ▶ RoHS Compliant
- ▶ Lead Free REL-PRO® Technology



Part Identifier:  
White Dot

**SPECIFICATIONS (Rev. A 06/19/07)**

Frequency	0.30 - 1000 MHz		
Impedance Ratio	1:1		
Insertion Loss (dB) *	Frequency (MHz)	Typ.	Max.
	5 - 50	0.6	1.0
	3 - 250	1.25	1.7
	0.3 - 1000	2.5	3.4
Amplitude Unbalance	0.75 (Typ.)		
Phase Unbalance	10° (Typ.)		
Return Loss	16 dB (Typ.)		
Input Power	0.25 Watt (Max.)		
Input Impedance	50 Ohms (Nom.)		
DC Current	30 mA (Max.)		
Operating Temperature Range	-40 to +85 °C		
Storage Temperature Range	-55 to +100 °C		
* Plot excludes 3 dB Split Loss			



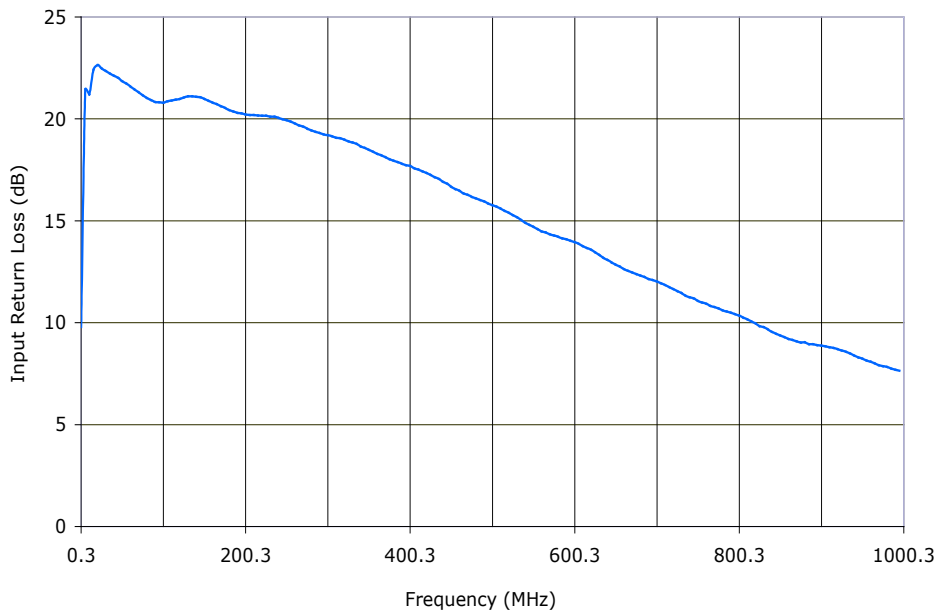
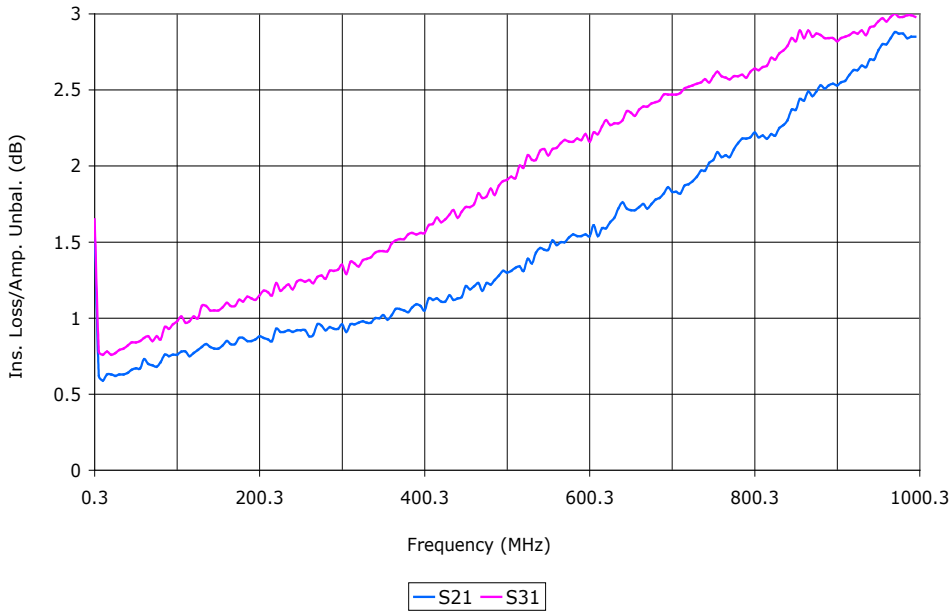
# RF IMPEDANCE TRANSFORMER

## SURFACE MOUNT MODEL: TM1-0

WIDE BANDWIDTH

0.30 - 1000 MHz

Data @ 25°C



PERFORMANCE PLOTS

Copyright © 2006 Synergy Microwave Corporation

201 McLean Boulevard • Paterson, New Jersey 07504 • Tel: (973) 881-8800 • Fax: (973) 881-8361

E-Mail: [sales@synergymw.com](mailto:sales@synergymw.com) • World Wide Web: <http://www.synergymw.com>



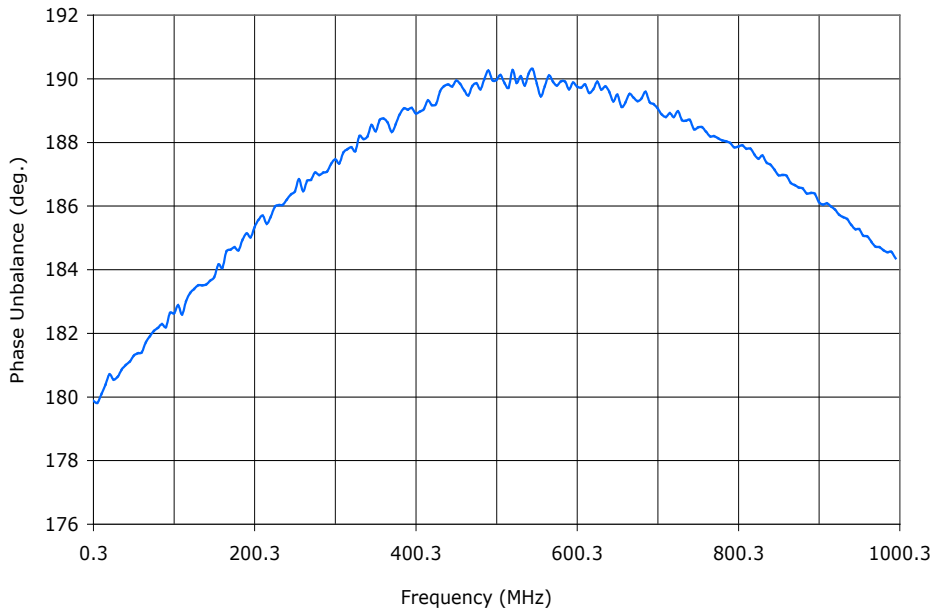
# RF IMPEDANCE TRANSFORMER

## SURFACE MOUNT MODEL: TM1-0

WIDE BANDWIDTH

0.30 - 1000 MHz

Data @ 25°C



PERFORMANCE PLOTS

