

# RF IMPEDANCE TRANSFORMER

## SURFACE MOUNT MODEL: TM1-6

WIDE BANDWIDTH

5 - 3000 MHz

**FEATURES:**

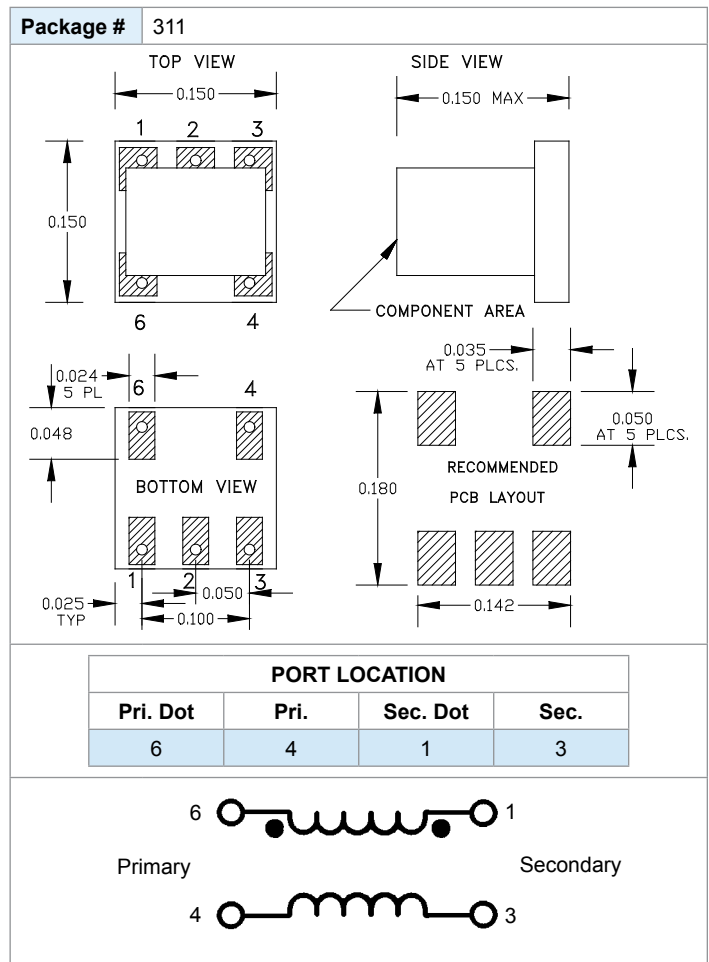
- ▶ Cost Effective
- ▶ Low Loss
- ▶ Small Size, Surface Mount
- ▶ RoHS Compliant
- ▶ Lead Free REL-PRO® Technology



Part Identifier:  
Blue Dot

**SPECIFICATIONS (Rev. A 06/19/07)**

Frequency	5 - 3000 MHz		
Impedance Ratio	1:1		
Insertion Loss (dB) *	Frequency (MHz)	Typ.	Max.
	5 - 1000	0.7	1.2
	1000 - 2000	1.0	1.8
	2000 - 3000	1.5	2.5
Amplitude Unbalance	0.5 dB (Typ.)		
Phase Unbalance	±5° (Typ.)		
Return Loss	15 dB (Typ.)		
Input Power	1 Watt (Max.)		
Input Impedance	50 Ohms (Nom.)		
Operating Temperature Range	-40 to +85 °C		
Storage Temperature Range	-55 to +100 °C		
* Plot excludes 3 dB Split Loss			



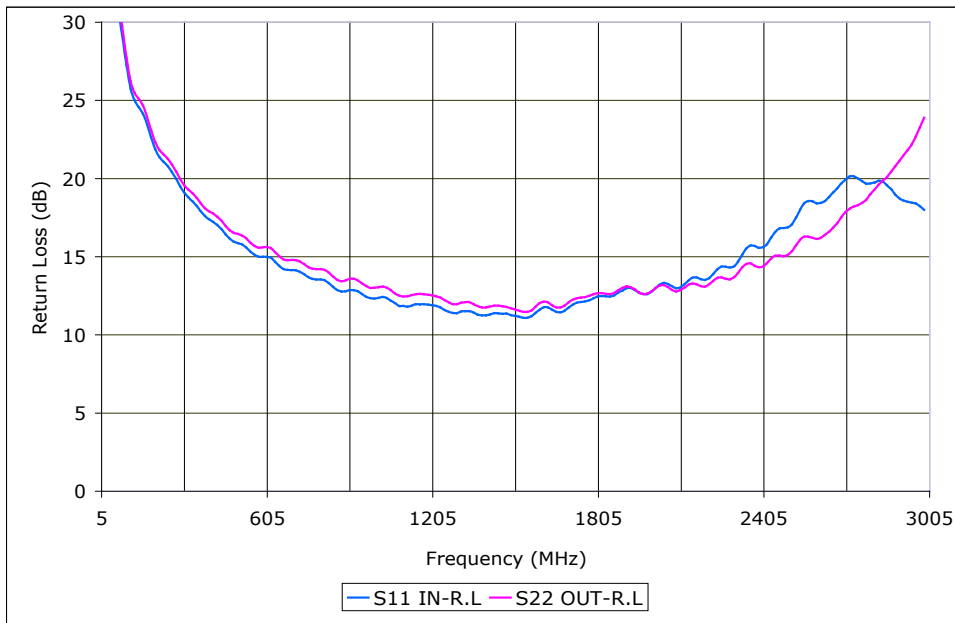
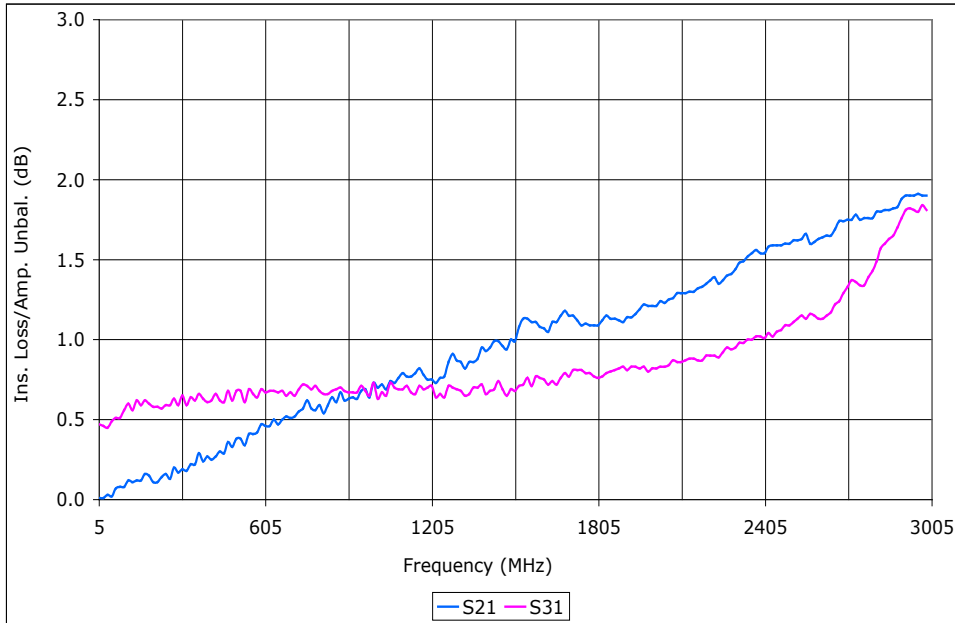
# RF IMPEDANCE TRANSFORMER

## SURFACE MOUNT MODEL: TM1-6

WIDE BANDWIDTH

5 - 3000 MHz

Data @ 25°C



PERFORMANCE PLOTS

Copyright © 2006 Synergy Microwave Corporation

201 McLean Boulevard • Paterson, New Jersey 07504 • Tel: (973) 881-8800 • Fax: (973) 881-8361

E-Mail: sales@synergymw.com • World Wide Web: <http://www.synergymw.com>

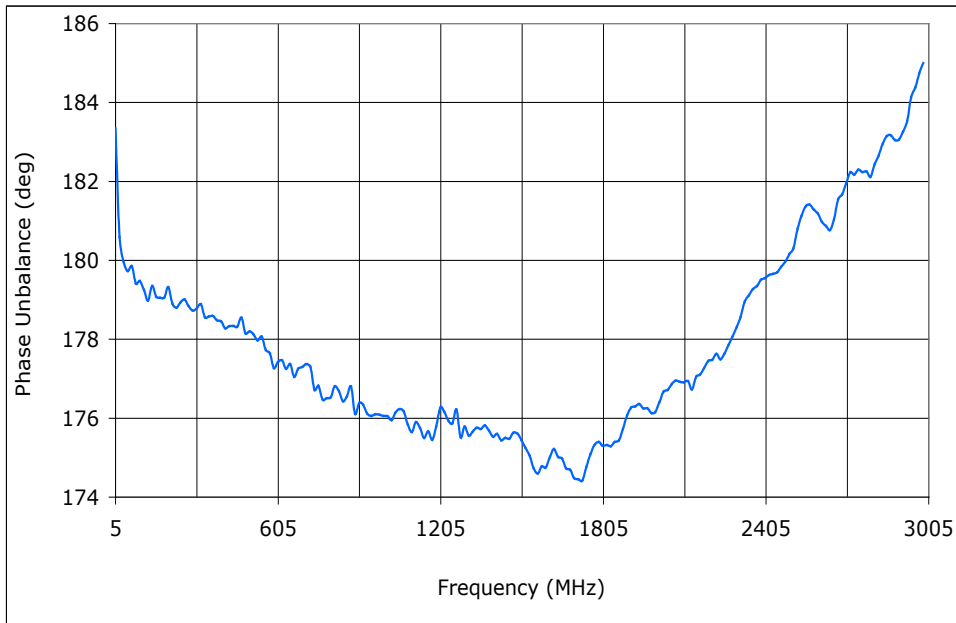


# RF IMPEDANCE TRANSFORMER SURFACE MOUNT MODEL: TM1-6

WIDE BANDWIDTH

5 - 3000 MHz

Data @ 25°C



PERFORMANCE PLOTS

