


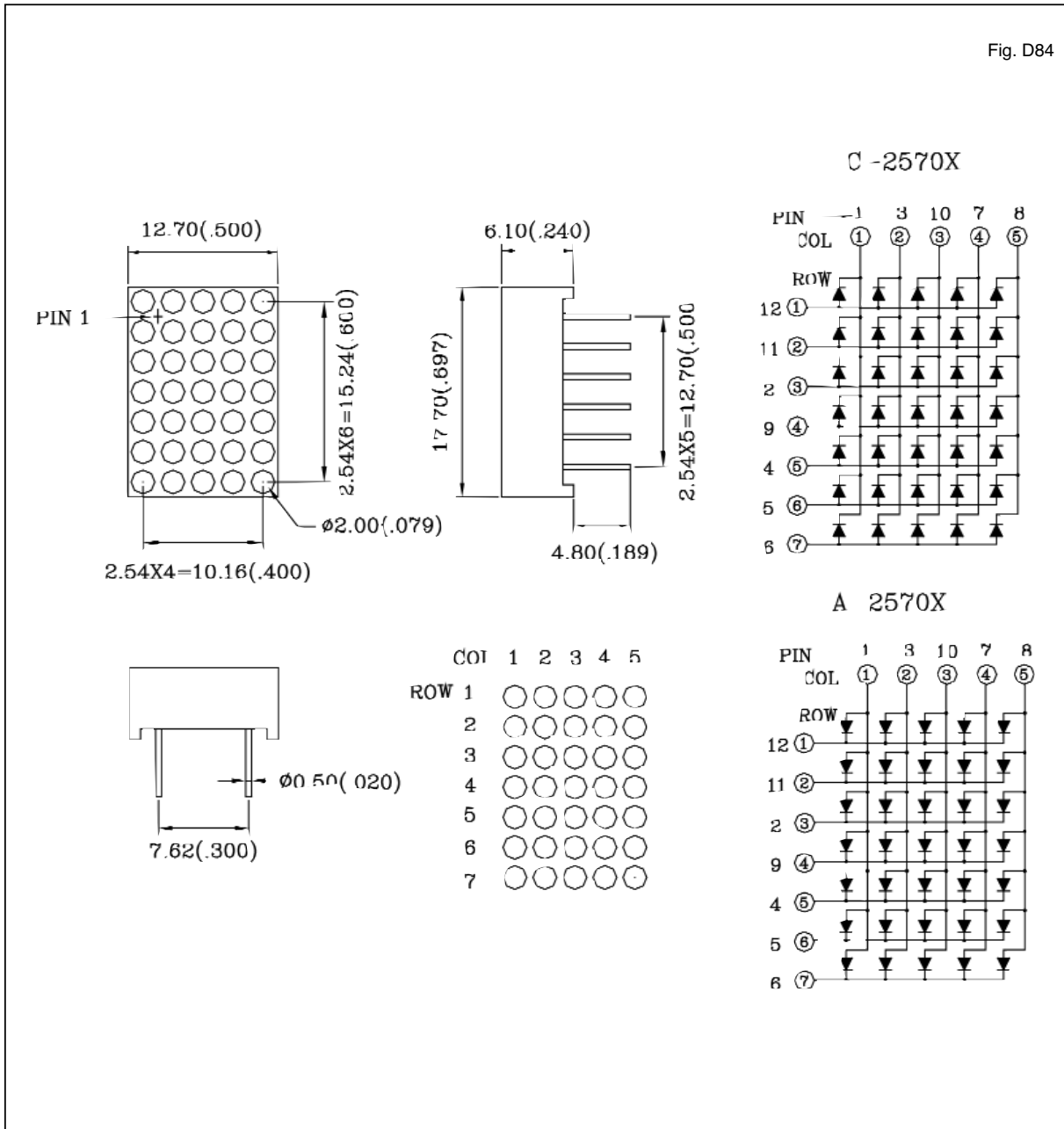
Shape	Part No.		Chip		Wave Length λ_p (nm)	Electro-Optical Characteristics			Fig. No.
	Common Cathode	Common Anode	Raw Material	Emitted Color		Vf(V)20mA		Iv(ucd)10mA	
						Typ.	Max.	Typ.	
	C-2570H	A-2570H	GaP	Red	700	2.3	2.8	600	D84
	C-2570E	A-2570E	GaAsP/GaP	Hi. effi Red	635	2.1	2.8	2800	
	C-2570G	A-2570G	GaP	Green	565	2.2	2.8	2600	
	C-2570Y	A-2570Y	GaAsP/GaP	Yellow	585	2.1	2.8	2600	
	C-2570SR	A-2570SR	GaAlAs	Super Red	660	1.8	2.2	7000	

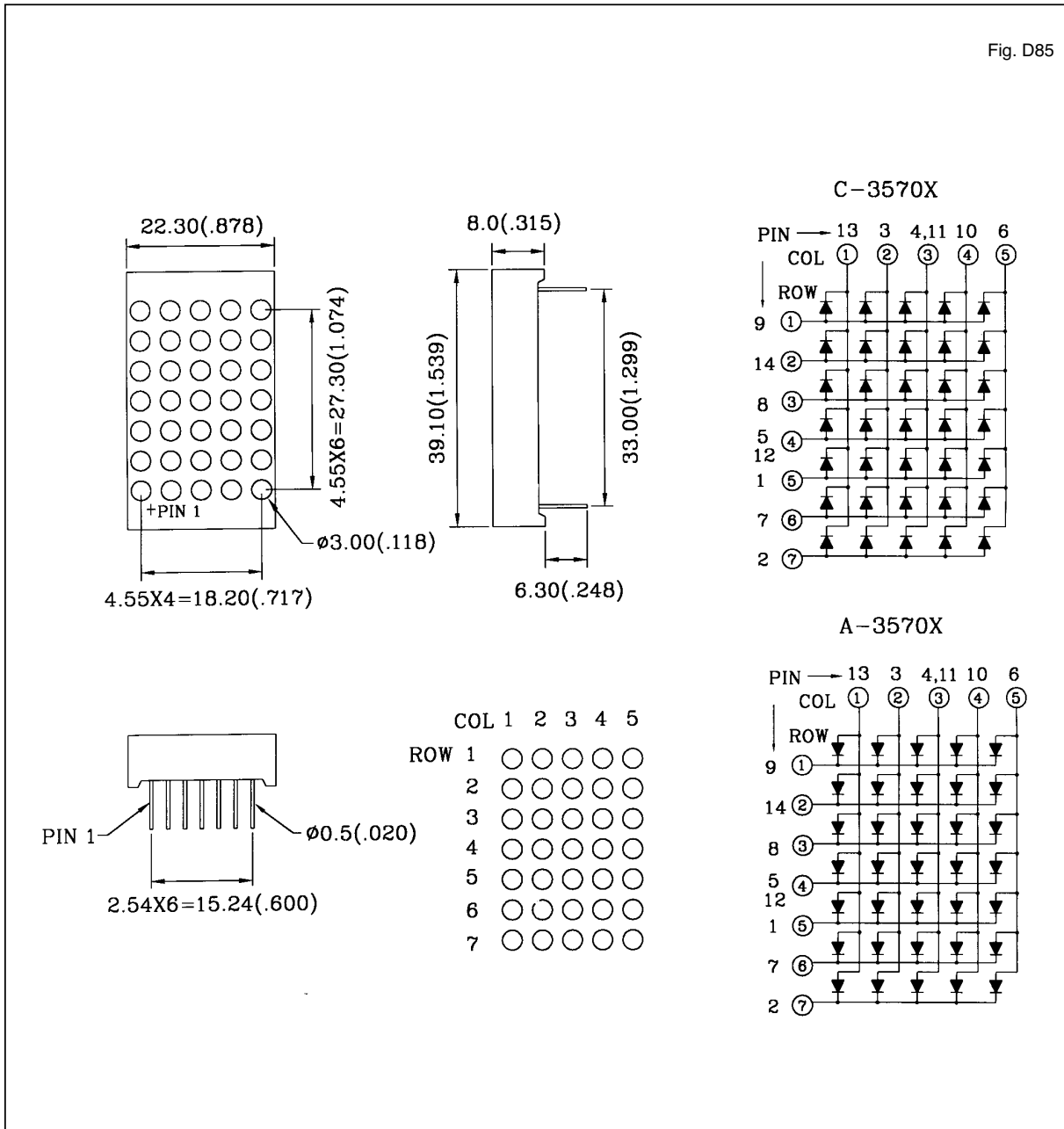
Fig. D84



1. All dimension are in millimeters (inches).
2. Tolerance is ± 0.25 mm (0.01") unless otherwise specified.

Shape	Part No.		Chip		Wave Length λ_p (nm)	Electro-Optical Characteristics			Fig. No.
	Common Cathode	Common Anode	Raw Material	Emitted Color		Vf(V)20mA		Iv(ucd)10mA	
						Typ.	Max.	Typ.	
	C-3570H	A-3570H	GaP	Red	700	2.3	2.8	600	D85
	C-3570E	A-3570E	GaAsP/GaP	Hi.effi Red	635	2.1	2.8	2800	
	C-3570G	A-3570G	GaP	Green	565	2.2	2.8	2600	
	C-3570Y	A-3570Y	GaAsP/GaP	Yellow	585	2.1	2.8	2600	
	C-3570SR	A-3570SR	GaAlAs	Super Red	660	1.8	2.2	8000	

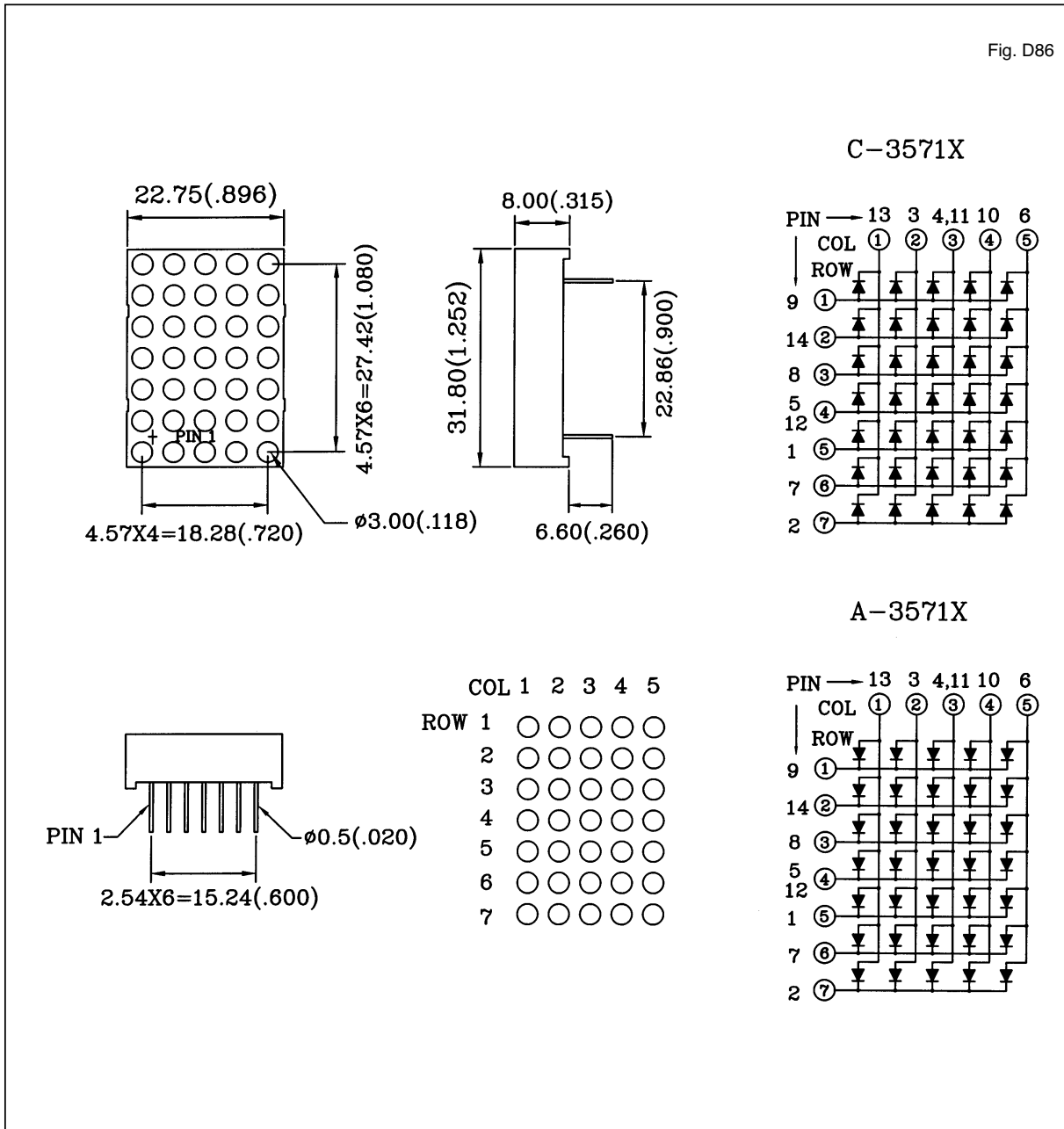
Fig. D85



- 1.All dimension are in millimeters (inches).
- 2.Tolerance is ± 0.25 mm (0.01") unless otherwise specified.

Shape	Part No.		Chip		Wave Length λ_p (nm)	Electro-Optical Characteristics			Fig. No.
	Common Cathode	Common Anode	Raw Material	Emitted Color		Vf(V)20mA		Iv(ucd)10mA	
						Typ.	Max.	Typ.	
	C-3571H	A-3571H	GaP	Red	700	2.3	2.8	700	D86
	C-3571E	A-3571E	GaAsP/GaP	Hi.effi Red	635	2.1	2.8	3000	
	C-3571G	A-3571G	GaP	Green	565	2.2	2.8	2800	
	C-3571Y	A-3571Y	GaAsP/GaP	Yellow	585	2.1	2.8	2800	
	C-3571SR	A-3571SR	GaAlAs	Super Red	660	1.8	2.2	8000	

Fig. D86



- 1.All dimension are in millimeters (inches).
- 2.Tolerance is ± 0.25 mm (0.01") unless otherwise specified.


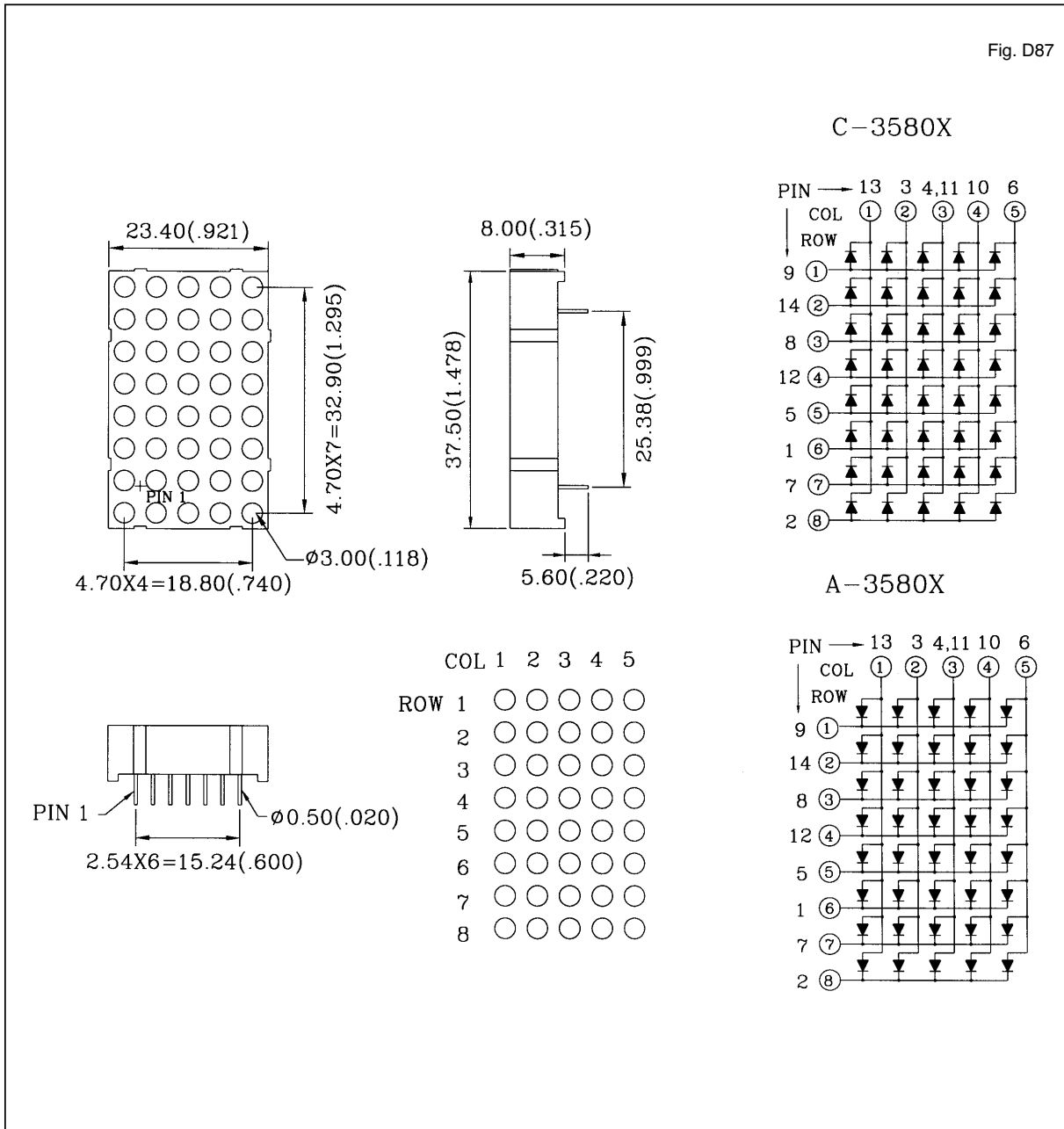
Shape	Part No.		Chip		Wave Length λ_p (nm)	Electro-Optical Characteristics			Fig. No.
	Common Cathode	Common Anode	Raw Material	Emitted Color		Vf(V)20mA		Iv(ucd)10mA	
						Typ.	Max.	Typ.	
	C-3580H	A-3580H	GaP	Red	700	2.3	2.8	700	D87
	C-3580E	A-3580E	GaAsP/GaP	Hi.effi Red	635	2.1	2.8	3000	
	C-3580G	A-3580G	GaP	Green	565	2.2	2.8	2800	
	C-3580Y	A-3580Y	GaAsP/GaP	Yellow	585	2.1	2.8	2800	
	C-3580SR	A-3580SR	GaAlAs	Super Red	660	1.8	2.2	8000	

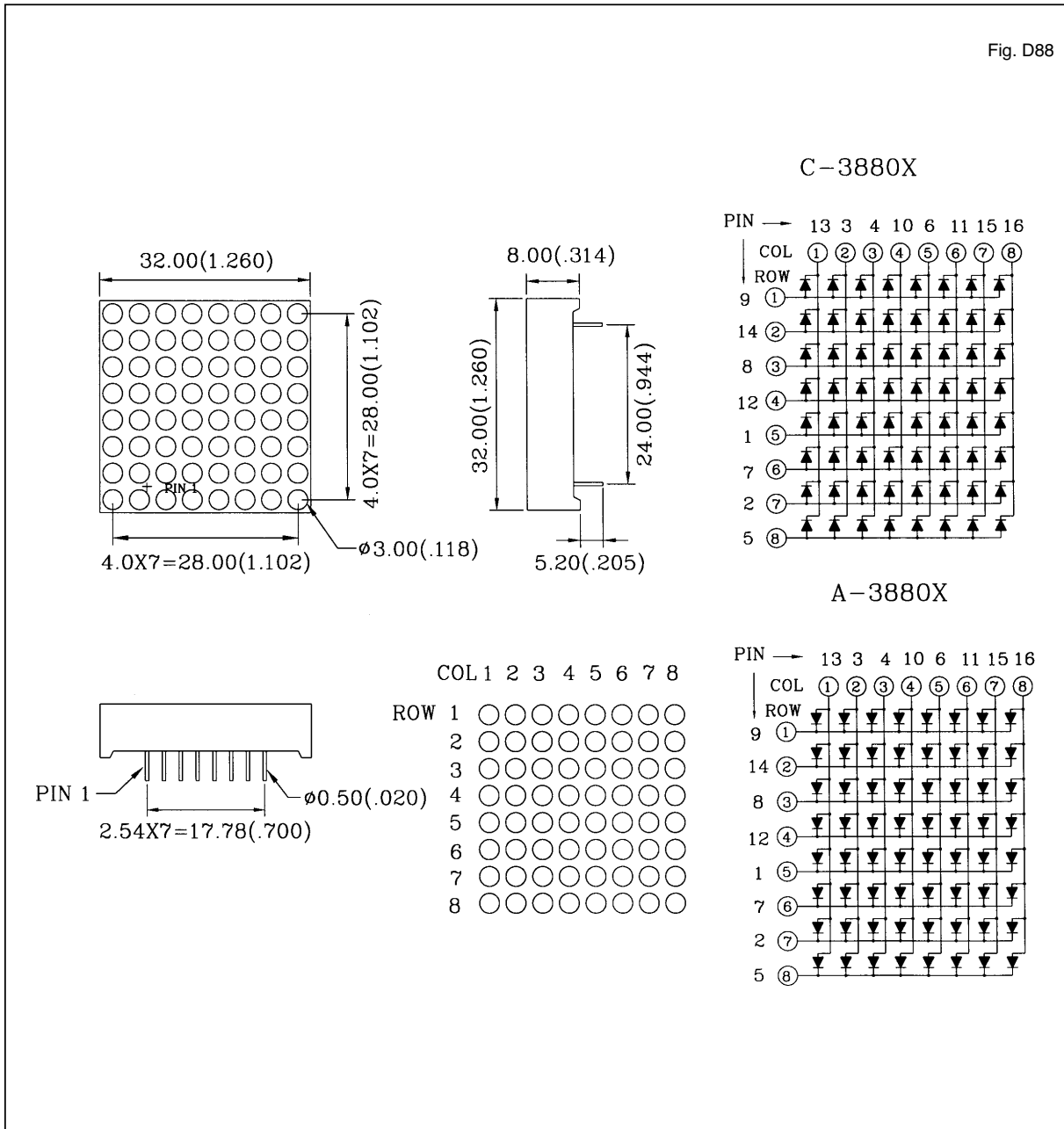
Fig. D87



- 1.All dimension are in millimeters (inches).
- 2.Tolerance is ± 0.25 mm (0.01") unless otherwise specified.

Shape	Part No.		Chip		Wave Length λ_p (nm)	Electro-Optical Characteristics			Fig. No.
	Common Cathode	Common Anode	Raw Material	Emitted Color		Vf(V)20mA		Iv(ucd)10mA	
						Typ.	Max.	Typ.	
	C-3880H	A-3880H	GaP	Red	700	2.3	2.8	700	D88
	C-3880E	A-3880E	GaAsP/GaP	Hi.effi Red	635	2.1	2.8	3000	
	C-3880G	A-3880G	GaP	Green	565	2.2	2.8	2800	
	C-3880Y	A-3880Y	GaAsP/GaP	Yellow	585	2.1	2.8	2800	
	C-3880SR	A-3880SR	GaAlAs	Super Red	660	1.8	2.2	8000	

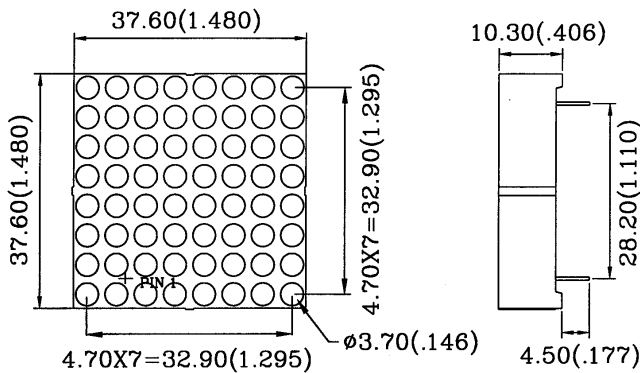
Fig. D88



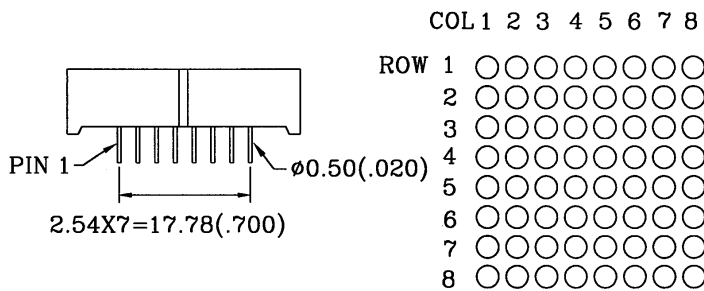
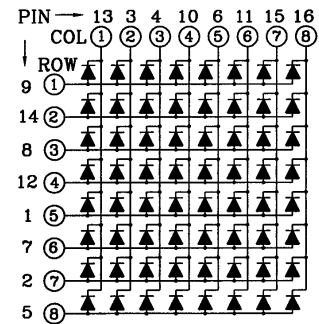
- 1.All dimension are in millimeters (inches).
- 2.Tolerance is ± 0.25 mm (0.01") unless otherwise specified.

Shape	Part No.		Chip		Wave Length λ_p (nm)	Electro-Optical Characteristics			Fig. No.
	Common Cathode	Common Anode	Raw Material	Emitted Color		Vf(V)20mA		Iv(ucd)10mA	
						Typ.	Max.	Typ.	
	C-4880E	A-4880E	GaAsP/GaP	Hi. effi Red	635	2.1	2.8	3600	D89
	C-4880G	A-4880G	GaP	Green	565	2.2	2.8	3400	
	C-4880Y	A-4880Y	GaAsP/GaP	Yellow	585	2.1	2.8	3400	
	C-4880SR	A-4880SR	GaAlAs	Super Red	660	1.8	2.2	10000	

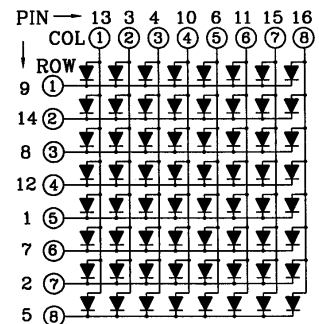
Fig. D89



C-4880X



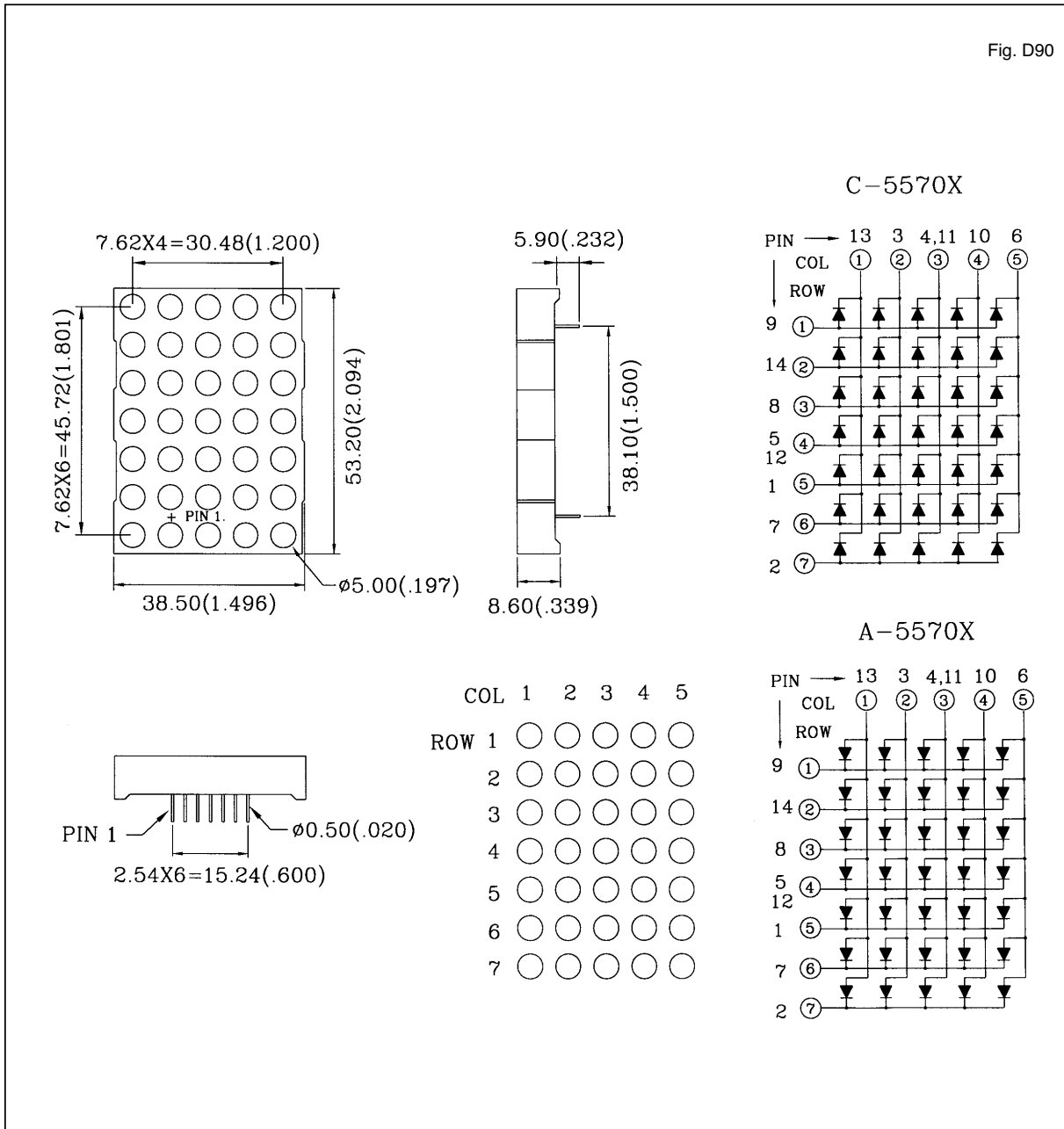
A-4880X



1. All dimension are in millimeters (inches).
2. Tolerance is ± 0.25 mm (0.01") unless otherwise specified.

Shape	Part No.		Chip		Wave Length λ_p (nm)	Electro-Optical Characteristics			Fig. No.
	Common Cathode	Common Anode	Raw Material	Emitted Color		Vf(V)20mA		Iv(ucd)10mA	
						Typ.	Max.	Typ.	
	C-5570E	A-5570E	GaAsP/GaP	Hi.effi Red	635	2.1	2.8	3600	D90
	C-5570G	A-5570G	GaP	Green	565	2.2	2.8	3400	
	C-5570Y	A-5570Y	GaAsP/GaP	Yellow	585	2.1	2.8	3400	
	C-5570SR	A-5570SR	GaAlAs	Super Red	660	1.8	2.2	10000	

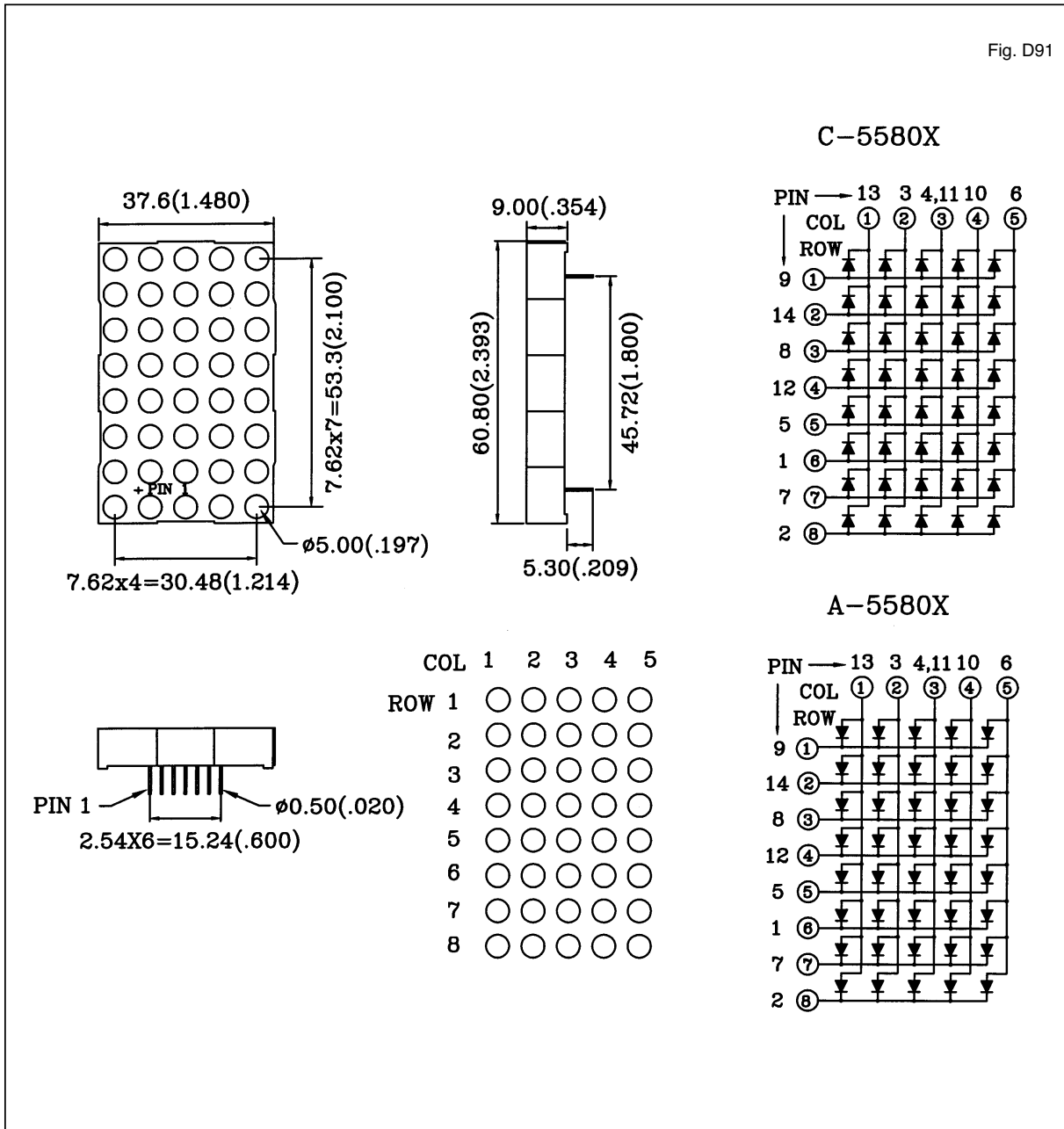
Fig. D90



- 1.All dimension are in millimeters (inches).
- 2.Tolerance is ± 0.25 mm (0.01") unless otherwise specified.

Shape	Part No.		Chip		Wave Length λ_p (nm)	Electro-Optical Characteristics			Fig. No.
	Common Cathode	Common Anode	Raw Material	Emitted Color		Vf(V)20mA		Iv(ucd)10mA	
						Typ.	Max.	Typ.	
	C-5580E	A-5580E	GaAsP/GaP	Hi. effi Red	635	2.1	2.8	3600	D91
	C-5580G	A-5580G	GaP	Green	565	2.2	2.8	3400	
	C-5580Y	A-5580Y	GaAsP/GaP	Yellow	585	2.1	2.8	3400	
	C-5580SR	A-5580SR	GaAlAs	Super Red	660	1.8	2.2	10000	

Fig. D91



1. All dimension are in millimeters (inches).
2. Tolerance is ± 0.25 mm (0.01") unless otherwise specified.


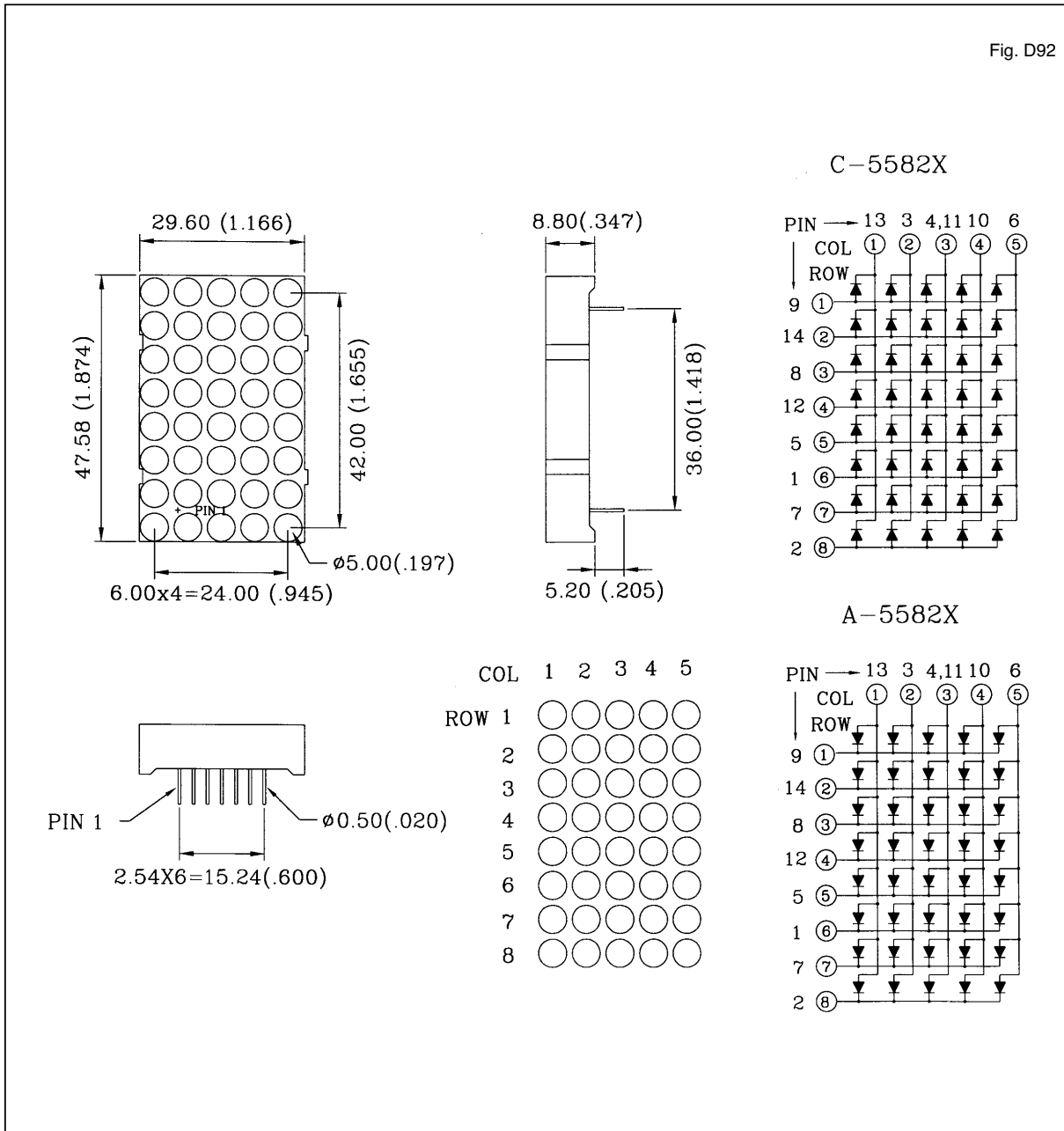
Shape	Part No.		Chip		Wave Length λ_p (nm)	Electro-Optical Characteristics			Fig. No.
	Common Cathode	Common Anode	Raw Material	Emitted Color		Vf(V)20mA		Iv(ucd)10mA	
						Typ.	Max.	Typ.	
	C-5582E	A-5582E	GaAsP/GaP	Hi.effi Red	635	2.1	2.8	3600	D92
	C-5582G	A-5582G	GaP	Green	565	2.2	2.8	3400	
	C-5582Y	A-5582Y	GaAsP/GaP	Yellow	585	2.1	2.8	3400	
	C-5582SR	A-5582SR	GaAlAs	Super Red	660	1.8	2.2	10000	

Fig. D92



- 1.All dimension are in millimeters (inches).
- 2.Tolerance is ± 0.25 mm (0.01") unless otherwise specified.