

SG20TC15M

150V 20A

特長

- $T_j=175^\circ\text{C}$
- 大電流容量
- フルモールド
- 低 $I_R=30\mu\text{A}$
- 熱暴走を起こしにくい
- 絶縁耐圧 2kV保証

Feature

- $T_j=175^\circ\text{C}$
- High I_o Rating
- Full Molded
- Low $I_R=30\mu\text{A}$
- Resistance for thermal run-away
- Dielectric Strength 2kV

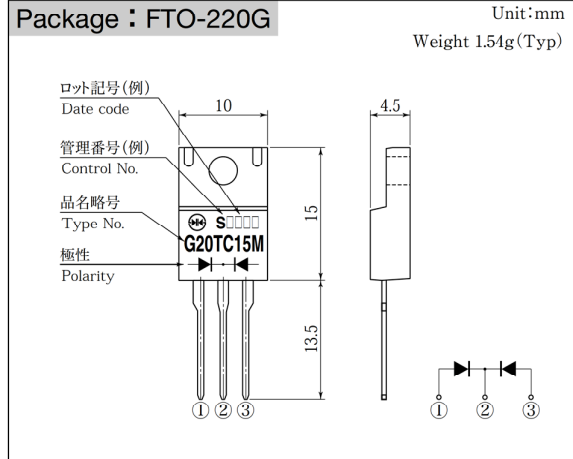
用途

- スイッチング電源
- DC/DCコンバータ
- 家電、ゲーム、OA機器
- 通信、ポータブル機器

Main Use

- Switching Regulator
- DC/DC Converter
- Home Appliance, Game, Office Automation
- Communication, Portable set

■ 外観図 OUTLINE



外形図については新電元Webサイトをご参照下さい。捺印表示については捺印仕様をご確認下さい。

For details of the outline dimensions, refer to our web site. As for the marking, refer to the specification "Marking, Terminal Connection".

■ 定格表 RATINGS

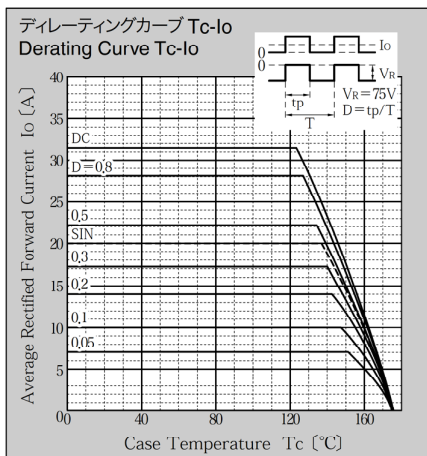
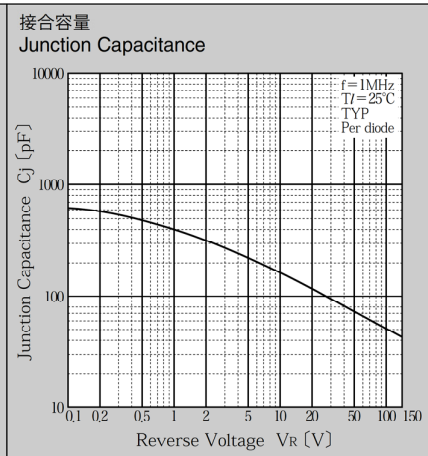
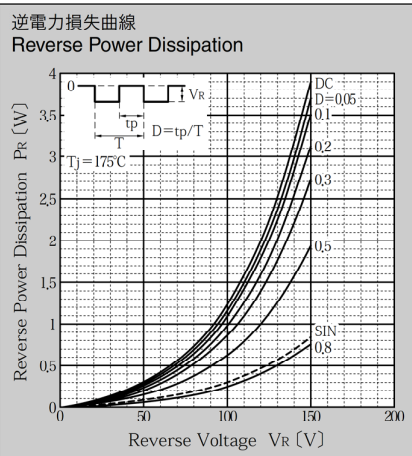
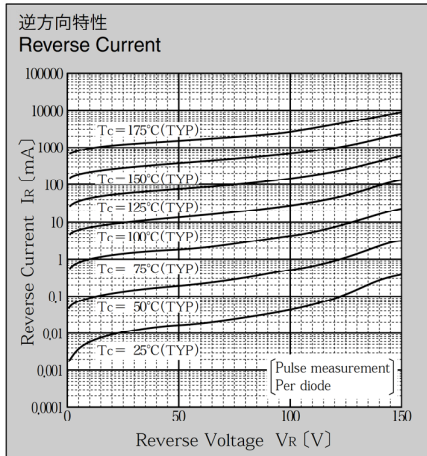
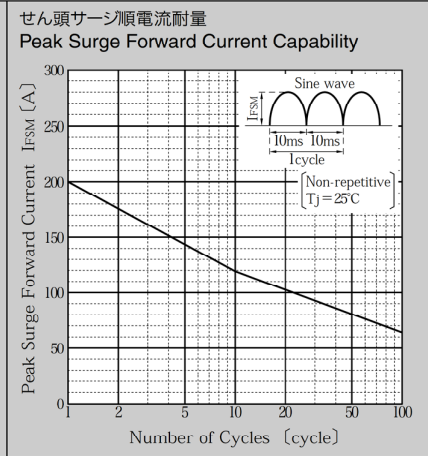
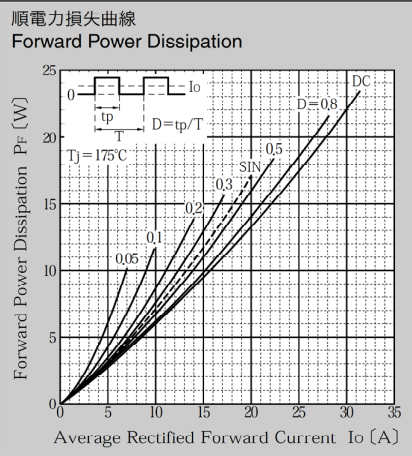
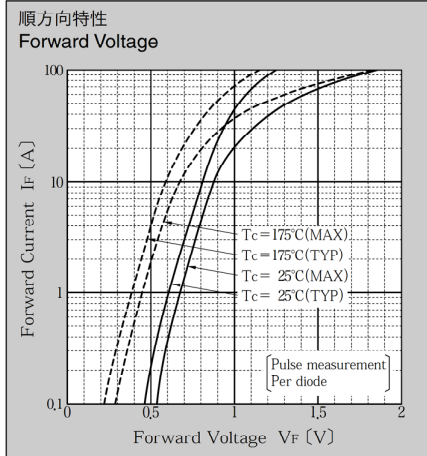
● 絶対最大定格 Absolute Maximum Ratings (指定のない場合 $T_c = 25^\circ\text{C}$ /unless otherwise specified)

項目 Item	記号 Symbol	条件 Conditions	品名 Type No.	SG20TC15M	単位 Unit
保存温度 Storage Temperature	T_{stg}			-55~175	$^\circ\text{C}$
接合部温度 Operation Junction Temperature	T_j			175	$^\circ\text{C}$
せん頭逆電圧 Maximum Reverse Voltage	V_{RM}			150	V
出力電流 Average Rectified Forward Current	I_o	50Hz正弦波, 抵抗負荷, 1素子当りの出力電流平均値 $I_o/2$, $T_c = 136^\circ\text{C}$ 50Hz sine wave, Resistance load, Per diode $I_o/2$, $T_c = 136^\circ\text{C}$		20	A
せん頭サージ順電流 Peak Surge Forward Current	I_{FSM}	50Hz正弦波, 非繰り返し1サイクルせん頭値, $T_j = 25^\circ\text{C}$ 50Hz sine wave, Non-repetitive 1 cycle peak value, $T_j = 25^\circ\text{C}$		200	A
締め付けトルク Mounting Torque	TOR	(推奨値: 0.3N·m) (Recommended torque: 0.3N·m)		0.5	N·m

● 電氣的・熱的特性 Electrical Characteristics (指定のない場合 $T_c = 25^\circ\text{C}$ /unless otherwise specified)

順電圧 Forward Voltage	V_F	$I_F = 10\text{A}$, パルス測定, 1素子当りの規格値 Pulse measurement, Per diode	MAX 0.88 TYP 0.81	V
逆電流 Reverse Current	I_R	$V_R = 150\text{V}$, パルス測定, 1素子当りの規格値 Pulse measurement, Per diode	MAX 30	μA
接合容量 Junction Capacitance	C_j	$f = 1\text{MHz}$, $V_R = 10\text{V}$, 1素子当りの規格値 Per diode	TYP 159	pF
熱抵抗 Thermal Resistance	θ_{jc}	接合部・ケース間 Junction to case	MAX 2.2	$^\circ\text{C}/\text{W}$

■特性図 CHARACTERISTIC DIAGRAMS



* Sine waveは50Hzで測定しています。
 * 50Hz sine wave is used for measurements.
 * 半導体製品の特性は一般的にバラツキを持っています。
 Typical is statistical average of the device's ability.
 * Semiconductor products generally have characteristic variation.
 Typical is a statistical average of the device's ability.