

Slide Potentiometers for Mixer Fader Controls Motor-driven Master Type (Motor N Fader, Motor K Fader)


RS N1 M/RSA0K1 V Series



Provides a superior operational feel with high-speed tracking in motor drive mode.

Rotary Potentiometers

Slide Potentiometers



General-use

Mixer

Typical Specifications

Items	Specifications	
	Motor N fader	Motor K fader
Total resistance tolerance	±20%	
Maximum operating voltage	10V DC, 200V AC(Travel:60mm) 10V DC, 500V AC(Travel:100mm)	
Operating force	0.3 to 1.3N	0.15 to 0.65N
Operating life	30,000cycles	CP type : 300,000cycles
Maximum current of motor	800mA or less(at 10V DC)	
Rated voltage of motor	10V DC	
Operating temperature range	-10°C to +60°C	

Product Line

Number of resistor elements	Travel (mm)	Type	Lever type	Length of lever (mm)	Total resistance (kΩ)	Resistance taper	Terminal style	Touch sense track	Minimum packing unit (pcs.)	Products No.	Drawing No.
Single-unit	60	Motor N Fader	9-T (T-bar)	8.2	10	1B	Lead	With	400	RS60N11M9A0E	1
							For PC board		240	RS60N11M9A0F	2
	Lead						200		RSA0N11M9A0K	3	
	For PC board						160		RSA0N11M9A0J	4	
	Connector	84	RSA0K11V901S	5							
	100	Motor K Fader (CP type)									

Packing Specifications

Bulk/Tray

Product No.	Terminal style	Packing specifications	Number of packages (pcs.)		Export package measurements (mm)
			1 case /Japan	1 case /export packing	
RS60N	Lead	Tray	200	400	370 × 520 × 270
	For PC board		120	240	375 × 285 × 393
RSA0N	Lead		100	200	455 × 578 × 175
	For PC board		80	160	375 × 285 × 393
RSA0K	Connector	Bulk	42	84	370 × 520 × 201

Notes

1. Products other than those listed in above products are also available. Please contact us for details.
2. Please place purchase orders per minimum order unit N (integer).

Refer to P.462 for product varieties.
Refer to P.462 for details of lever types.
Refer to P.462, 463, 470 for resistance taper.

Dimensions

Unit:mm

No.	Style	
1		
2		<p>PC board mounting hole dimensions</p> <p>L: Lug terminal</p>
3		

Rotary Potentiometers

Slide Potentiometers

General-use

Mixer

Dimensions

Unit:mm

Rotary Potentiometers
Slide Potentiometers

General-use
Mixer

No.	Style	PC board mounting hole dimensions
4		<p>L:Lug terminal</p>
5		

Product Varieties

In addition to the recommended products, the following specifications can also be accommodated.

Products Specifications

Type	Travel (mm)	Model	Touch sense track	Terminal		
Single-unit	60	RS60N11M	Available	For PC board for auto dipping Lead		
		RSA0N11M				
	100	RSA0K11V		Fader Terminal : Connector Motor Terminal : Lead		
		Motor N fader		60	RS60N12M	Lead
Motor K fader CP type	100	RSA0N12M				
Dual-unit (Servo + Audio track)				Motor N fader	60	
	Motor K fader CP type	100				
Dual-unit (Servo + Audio track)				Motor N fader	100	RSA0N12M
	Motor K fader CP type	60	RS60N12M			
Dual-unit (Servo + Audio track)				Motor N fader	60	RS60N12M
	Motor K fader CP type	100	RSA0K12V			

Rotary Potentiometers

Slide Potentiometers

General-use

Mixer

Lever Types

Unit:mm

Configuration code	9-T (T-Bar)
Dimensions	

Total Resistance Variety

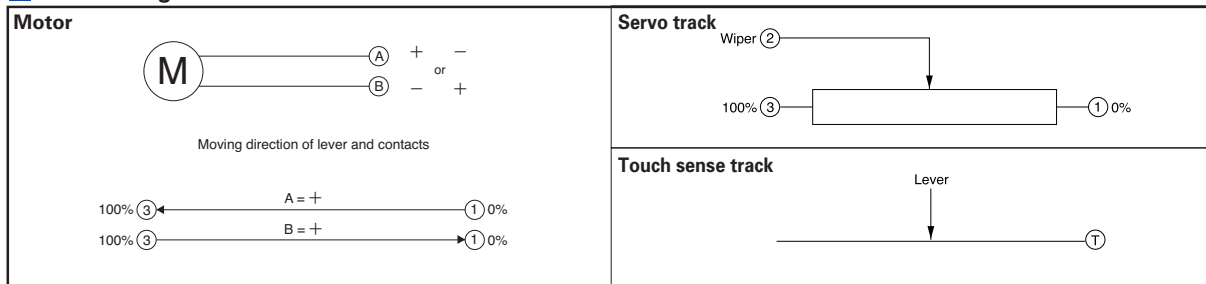
Total resistance (kΩ)	10※	50	100	250

※ Motor K fader: Only 10kΩ

Resistance Taper

Resistance taper	Servo	1B		
	Audio	15A	1B	10A

Circuit Diagram



Notes

1. marked are specifications recommended by ALPS.
2. Products other than those listed in the above list are also available. Please contact us for details.

Refer to P.463, 464, 470 for resistance taper.

Orders Other Than Recommended Products

When ordering product varieties that are not listed in the Product Line, please specify by referring to the below example.

Sample Part Number



Travel (mm)

60	60
A0	100

Number of resistor elements

Single-unit	1
Dual-unit	2

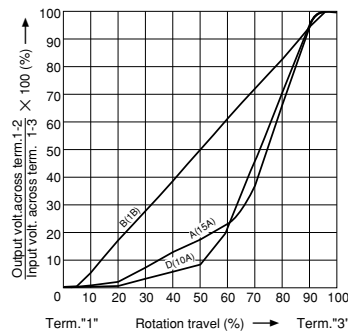
Touch sense track

Code	Touch sense track
T0	Without
T1	With

Resistance taper

Code	Resistance taper
B	1B
A	15A
D	10A

For dual-units specify the taper of the audio track. Servo track will always be 1B taper.



Total resistance

Code	Total resistance (kΩ)
103	10
503	50
104	100
254	250

Note

marked are specifications recommended by ALPS.

Rotary
Potentiometers

Slide
Potentiometers

General-use

Mixer

Orders Other Than Recommended Products

When ordering product varieties that are not listed in the Product Line, please specify by referring to the below example.

Sample Part Number

R S A 0 K 1 1 V - T 0 - B 1 0 3

Number of resistor elements

Single-unit	1
Dual-unit	2

Type

CP type	V
---------	---

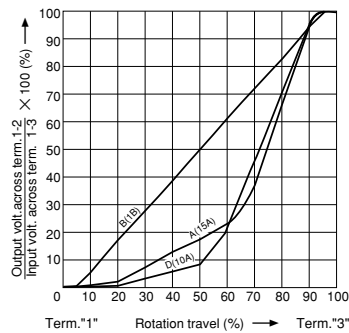
Touch sense track

Code	Touch sense track
T0	Without
T1	With

Resistance taper

Code	Resistance taper
B	1B
A	15A
D	10A

Appoint the taper of audio track in the case of dual-unit.
Servo track is surely 1B taper.



Total resistance

Code	Total resistance (kΩ)
103	10

Note

marked are specifications recommended by ALPS.







Rotary
Potentiometers

Slide
Potentiometers

General-use

Mixer

List of Varieties

Item	Master type		Low-profile master type				Motor-driven master type					
	RS□□K□□		RS□□N1		RS□□N11S		RS6011□P		RSA0K1□V		RS□□N1□M	
Photo												
Outlined specifications	Travel (mm)		60 100				60		100		60 100	
	Number of resistor elements		Single-unit	Dual-unit	Single-unit	Dual-unit	Single-unit		Dual-unit	Single-unit		Dual-unit
Electrical Performance	Total resistance (kΩ)		10, 50, 100		RS□□N1 : 10, 50, 100, 250 RS□□N11S : 10, 50, 100, 250 RS6011□P : 10, 20, 50				RS□□N1□M : 10, 50, 100, 250 RSA0K1□V : 10			
	Resistance taper		15A, 1B		RS□□N1 : 15A, 1B, 10A RS□□N1□S : 15A, 1B, 10A RS6011□P : 15A, 1B, 10A				Single-unit : 1B Dual-unit : Servo 1B Audio 15A, 1B, 10A			
Mechanical Performance	Operating force		Standard : 0.1 to 0.6N		RS□□N1□ Single-unit : 0.05 to 0.8N Dual-unit : 0.05 to 0.9N RS6011□P 0.1 to 2.0N RS□□N11S 0.05 to 0.8N				RS□□N1□M 0.3 to 1.3N RSA0K1□V, Single-unit : 0.15 to 0.65N Dual-unit : 0.25 to 0.9N			
	Stopper strength		100N									
	Lever push-pull strength		100N		50N							
	Lever deviation (mm) ※Both Side		$\frac{2(2 \times L)}{25}$									
	Lever deviation		0.5mm max. (One side)									
Soldering	Manual soldering		350°C max. 3s max.									
	Dip soldering		—		260°C max. 5s max. RS□□N1□M(Lead type), RSA0K1□V : not available							
Environmental Performance	Cold		-30±2°C for 96h									
	Dry heat		70±2°C for 240h									
	Damp heat		40±2°C, 90 to 95%RH for 96h									
Page	445		449		453		456		459			

Rotary Potentiometers

Slide Potentiometers

General-use

Mixer

● Slide Volume Control Operations Cautions.....465, 466

Notes

1. Attenuation is specified for residual resistance.
2. "L" in the "Lever Wobble" column of the above table indicates the length of lever.
3. Products other than those listed in the above list are also available. Please contact us for details.