

FEATURES

- * 0.28 inch (7 mm) DIGIT HEIGHT
- * CONTINUOUS UNIFORM SEGMENTS
- * LOW POWER REQUIREMENT
- * EXCELLENT CHARACTERS APPEARANCE
- * HIGH BRIGHTNESS & HIGH CONTRAST
- * WIDE VIEWING ANGLE
- * SOLID STATE RELIABILITY
- * CATEGORIZED FOR LUMINOUS INTENSITY
- * **LEAD-FREE PACKAGE**

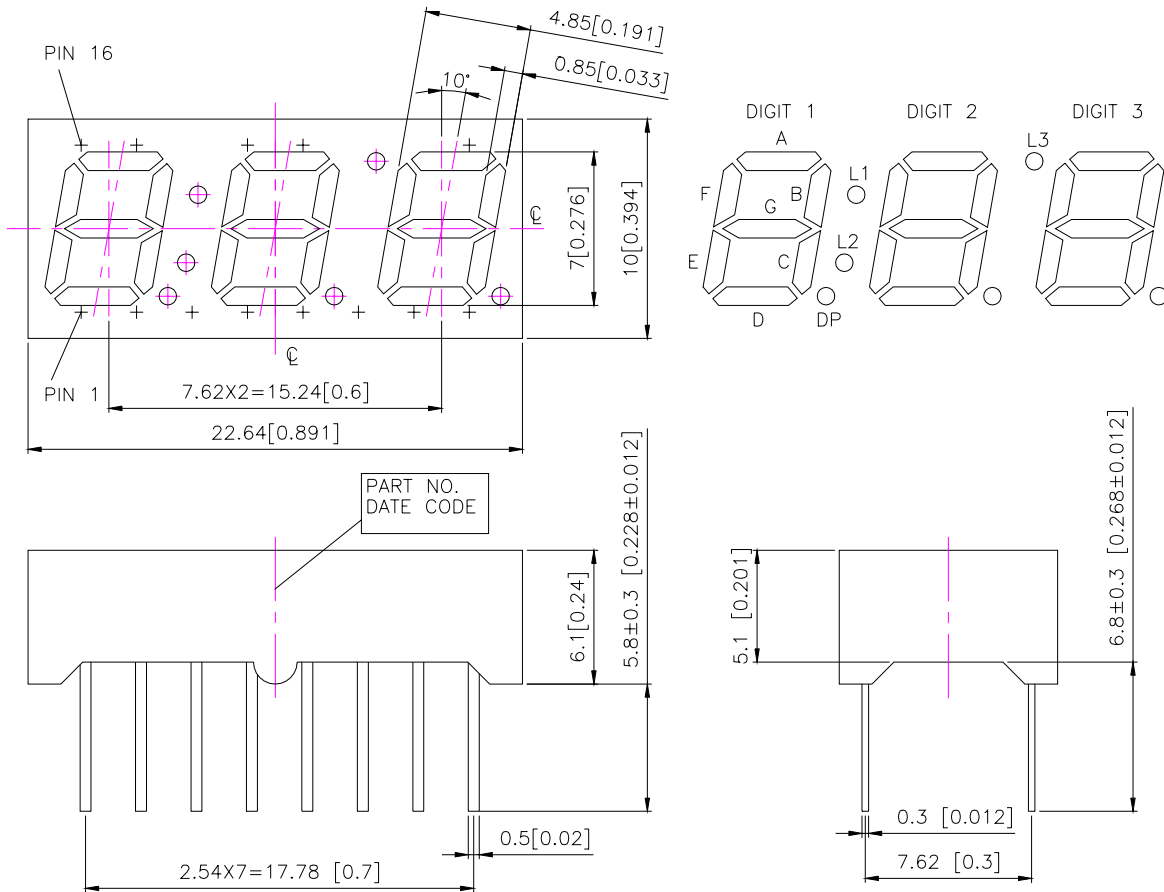
DESCRIPTION

The LTC-2621JG-14J is a 0.28 inch (7 mm) height triple digit display. The device uses AS-AllnGaP GREEN LED chips (AllnGaP epi on GaAs substrate). The display has black face and white segments.

DEVICE

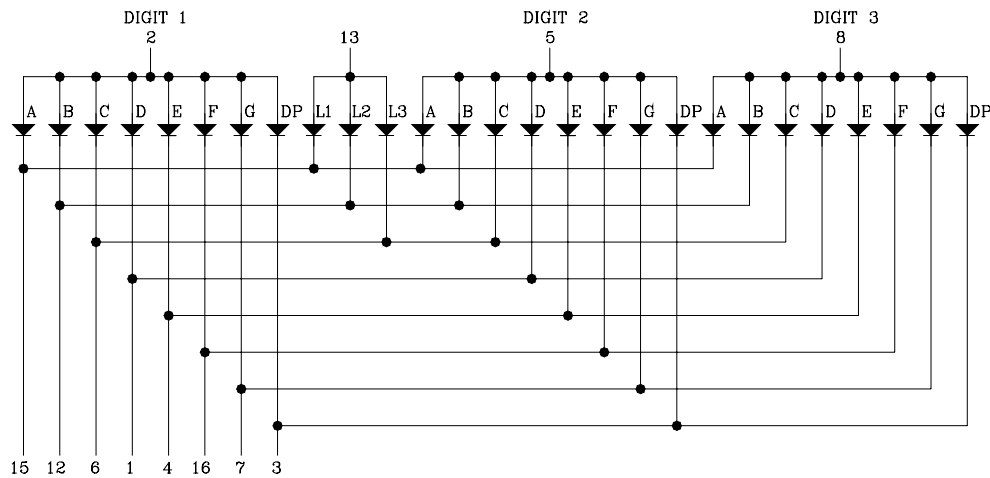
PART NO.	DESCRIPTION
AllnGaP GREEN	Multiplex Common Anode Rt.Hand Decimal
LTC-2621JG-14J	

PACKAGE DIMENSIONS



NOTES: All dimensions are in millimeters. Tolerance are ± 0.25 mm (0.01") unless otherwise noted.

INTERNAL CIRCUIT DIAGRAM



PIN CONNECTION

No.	CONNECTION
1	CATHODE D
2	COMMON ANODE (DIGIT 1)
3	CATHODE D.P.
4	CATHODE E
5	COMMON ANODE (DIGIT 2)
6	CATHODE C , L3
7	CATHODE G
8	COMMON ANODE (DIGIT 3)
9	NO CONNECTION
10	NO PIN
11	NO PIN
12	CATHODE B , L2
13	COMMON ANODE L1 , L2 , L3
14	NO PIN
15	CATHODE A , L1
16	CATHODE F

ABSOLUTE MAXIMUM RATING

PARAMETER	MAXIMUM RATING	UNIT
Power Dissipation Per Segment	70	mW
Peak Forward Current Per Segment (Frequency 1Khz, 10% duty cycle)	90	mA
Continuous Forward Current Per Segment	25	mA
Forward Current Derating from 25 ⁰ C	0.28	mA/ ⁰ C
Reverse Voltage Per Segment	5	V
Operating Temperature Range	-35 ⁰ C to +105 ⁰ C	
Storage Temperature Range	-35 ⁰ C to +105 ⁰ C	
Soldering Conditions : 1/16 inch below seating plane for 3 seconds at 260 ⁰ C		

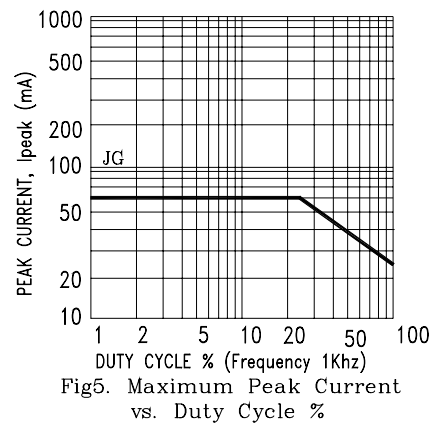
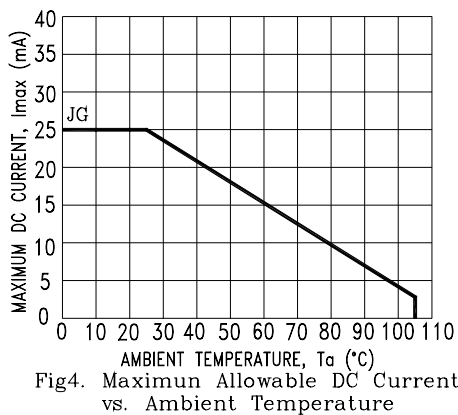
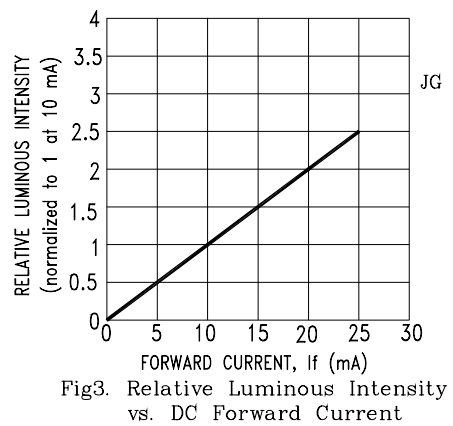
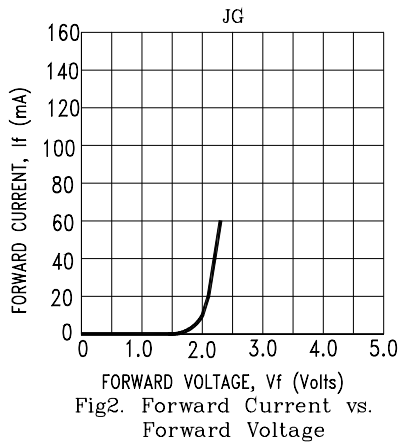
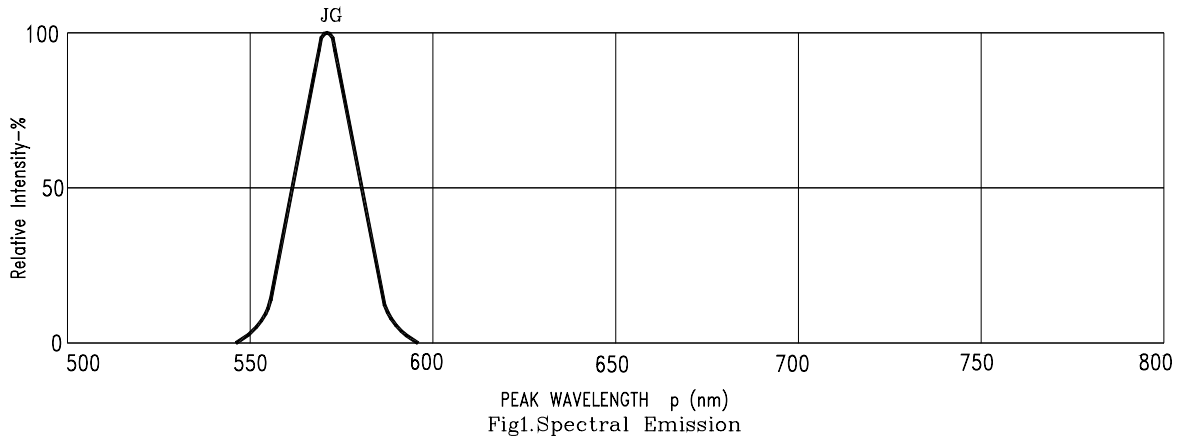
ELECTRICAL / OPTICAL CHARACTERISTICS AT Ta=25⁰C

PARAMETER	SYMBOL	MIN.	TYP.	MAX.	UNIT	TEST CONDITION
Average Luminous Intensity	I _v	320	692		μcd	I _F =1mA
			8250			I _F =10mA
Peak Emission Wavelength	λ _p		571		nm	I _F =20mA
Spectral Line Half-Width	Δλ		15		nm	I _F =20mA
Dominant Wavelength	λ _d		572		nm	I _F =20mA
Forward Voltage Per Segment	V _F		2.1	2.6	V	I _F =20mA
Reverse Current Per Segment	I _R			100	μA	V _R =5V
Luminous Intensity Matching Ratio (Same Light Area)	I _{v-m}			2:1		I _F =1mA

Note: Luminous intensity is measured with a light sensor and filter combination that approximates the CIE (Commision Internationale De L'Eclairage) eye-response curve.

TYPICAL ELECTRICAL / OPTICAL CHARACTERISTIC CURVES

(25°C Ambient Temperature Unless Otherwise Noted)



NOTE : JG=AlInGaP Green