

FEATURES

- *0.4 inch (10.0 mm) DIGIT HEIGHT
- *CONTINUOUS UNIFORM SEGMENTS
- *LOW POWER REQUIREMENT
- *EXCELLENT CHARACTERS APPEARANCE
- *HIGH BRIGHTNESS & HIGH CONTRAST
- *WIDE VIEWING ANGLE
- *SOLID STATE RELIABILITY
- *CATEGORIZED FOR LUMINOUS INTENSITY
- ***LEAD-FREE PACKAGE (ACCORDING TO ROHS)**

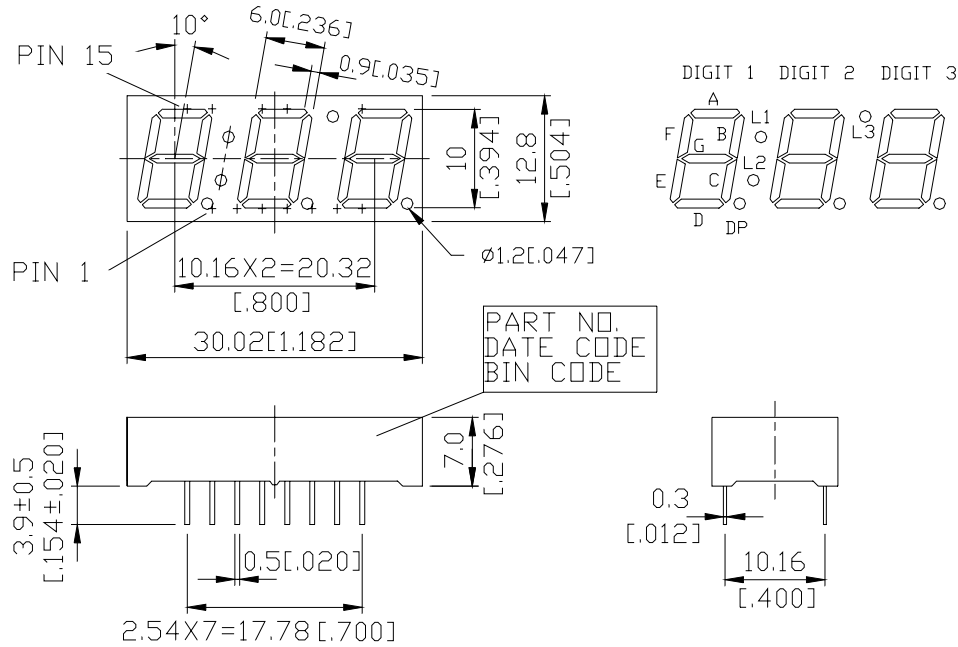
DESCRIPTION

The LTC-4624P-08 is a 0.4 inch (10.0 mm) digit height triple digit seven-segment display. This device uses BRIGHT RED LED chips (GaP epi on GaP substrate). The display has gray face and white segments.

DEVICE

PART NO.	DESCRIPTION
BRIGHT RED	Multiplex Common Anode
LTC-4624P-08	Rt. Hand Decimal

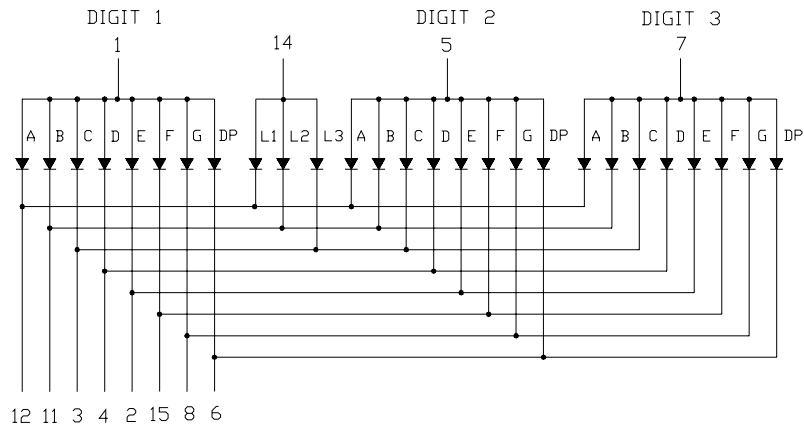
PACKAGE DIMENSIONS



- Add protective film in display.
- Protective film specification
 1. Dimensions: 13x 30mm
 2. Material: PE
 3. Temp. Range: -5~50 degree C.

NOTES: All dimensions are in millimeters. Tolerances are ± 0.25 mm (0.01") unless otherwise noted.

INTERNAL CIRCUIT DIAGRAM



PIN CONNECTION

NO	CONNECTION
1	COMMON ANODE DIGIT 1
2	CATHODE E
3	CATHODE C,L3
4	CATHODE D
5	COMMON ANODE DIGIT 2
6	CATHODE DP
7	COMMON ANODE DIGIT 3
8	CATHODE G
9	NO PIN
10	NO PIN
11	CATHODE B,L2
12	CATHODE A,L1
13	NO PIN
14	COMMON ANODE L1,L2,L3
15	CATHODE F

ABSOLUTE MAXIMUM RATING

PARAMETER	MAXIMUM RATING	UNIT
Power Dissipation Per Segment	40	mW
Peak Forward Current Per Segment (Frequency 1Khz, 10% duty cycle)	60*	mA
Continuous Forward Current Per Segment	15	mA
Forward Current Derating from 25 ⁰ C	0.2	mA/ ⁰ C
Reverse Voltage Per Segment	5	V
Operating Temperature Range	-35 ⁰ C to +85 ⁰ C	
Storage Temperature Range	-35 ⁰ C to +85 ⁰ C	
Soldering Conditions : 1/16 inch below seating plane for 3 seconds at 260 ⁰ C		

* see figure 5 to establish pulsed condition

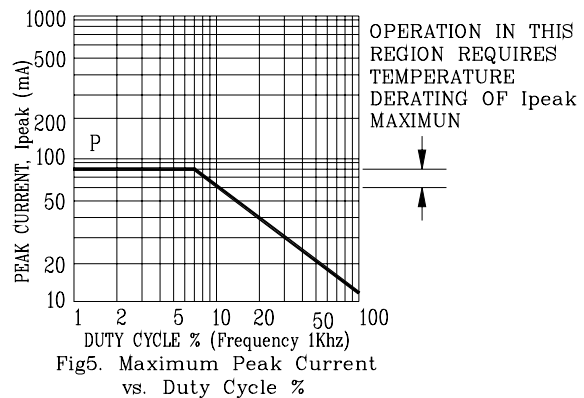
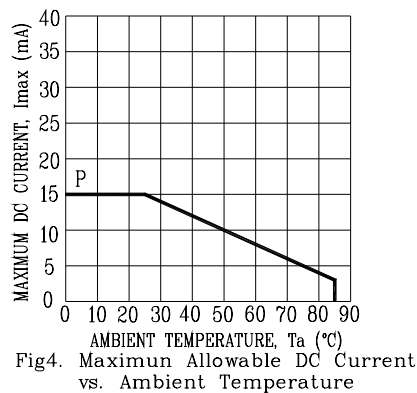
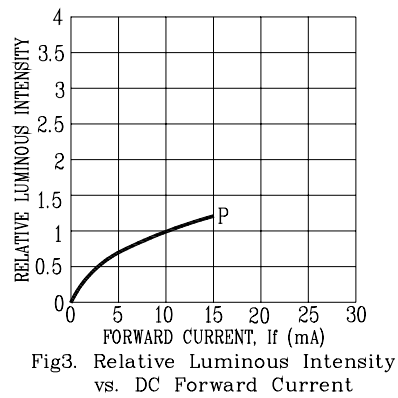
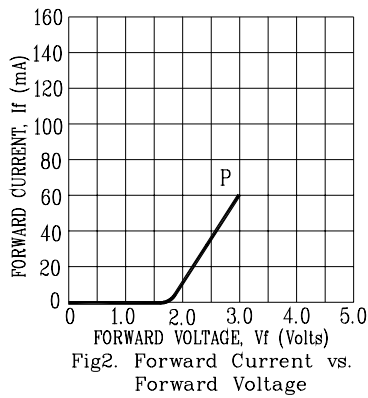
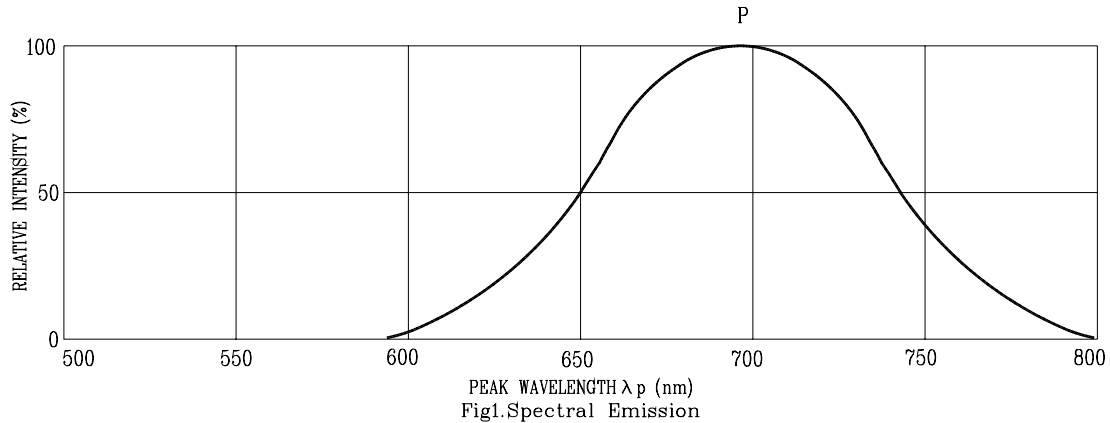
ELECTRICAL / OPTICAL CHARACTERISTICS AT Ta=25⁰C

PARAMETER	SYMBOL	MIN.	TYP.	MAX.	UNIT	TEST CONDITION
Average Luminous Intensity Per Segment	I _v	320	800		μcd	I _F =10mA
Peak Emission Wavelength	λ _p		697		nm	I _F =20mA
Spectral Line Half-Width	Δλ		90		nm	I _F =20mA
Dominant Wavelength	λ _d		657		nm	I _F =20mA
Forward Voltage Per Segment	V _F		2.1	2.6	V	I _F =20mA
Reverse Current Per Segment	I _R			100	μA	V _R =5V
Luminous Intensity Matching Ratio (Similar Light Area)	I _{v-m}			2:1		I _F =10mA

Note: Luminous intensity is measured with a light sensor and filter combination that approximates the CIE (Commision Internationale De L'Eclairage) eye-response curve.

TYPICAL ELECTRICAL / OPTICAL CHARACTERISTIC CURVES

(25°C Ambient Temperature Unless Otherwise Noted)



NOTE : P=BRIGHT RED