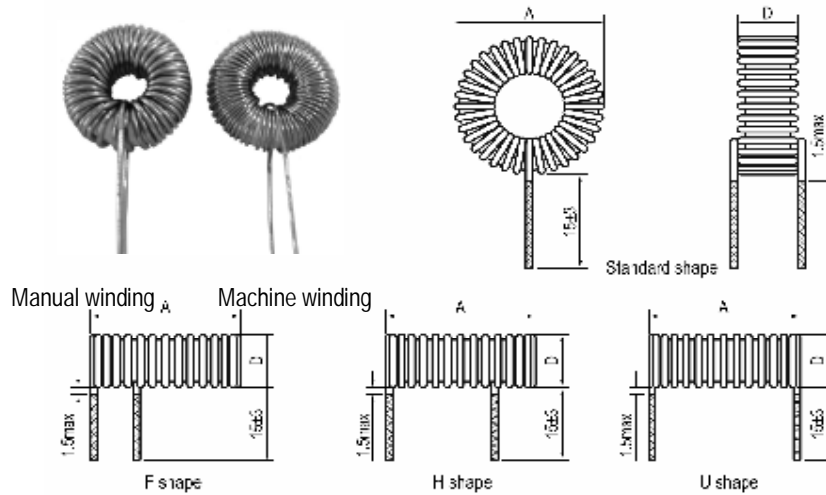


Shape and size : (Dimensions are in mm)



Features :

- Useful in a wide variety of power conversion and line filter applications .
- Cost effective design.
- Low volume hand wound to high volume automatic machine wound.
- 130°C or 155°C UEW-NY wire.
- High saturation current.
- Customer's specifications are welcome.

Ordering information :

- TC - 101 M - 2A - 5026 - F**
- (1) (2) (3) (4) (5) (6)
- (1) Type: **Toroidal Coils**;"**TB**": TC with Base;"**TBV**" is vertical structure. "**TBH**" is horizontal structure.
- (2) Inductance: Example : **101** for 100 uH
- (3) Inductance tolerance: **K** : ±10% ; **M** : ± 20% .
- (4) Rated current: **2.0Amps** .
- (5) Core style : **OD** =0.5"(12.7mm). "**26**" is material.
- (6) Shape: "**F. H. U**" shape. No code is standard shape.

Inductance and suggested frequency ranges :

- Inductance range : 0.1uH to 10000uH .
- Suggested frequency : "26": 50Hz ~ 100 KHz.
"52": 50Hz ~ 200KHz.
"18"/"53" : 50KHz ~ 700KHz.
"8/90": 100KHz ~ 2 MHz.

Characteristics :

- Suggested rated current: copper wire current density about 8.0 A/mm².
- Rated DC Current: It is either the inductance is 20% lower than its initial value in D.C. saturation characteristics or temperature raise becomes $\Delta T=40^{\circ}C$ ($T_a=20^{\circ}C$), whichever is lower.
- Operating temperature : -55 °C to 125 °C .

Test equipment and test setup :

- L : HP4284A LCR meter or equal.
- L load: HP4284A with HP42841A.
- DCR : Milli-ohm meter .
- Electrical specifications at 25°C .

Applications :

- Power supplies. Switching Circuits .
- SCR and Triac Controls. Output chokes .
- EMI / RFI chokes.
- Other filter .

Part No.	Inductance @ 1kHz		DCR (OHM) (Max.)	Suggested rated Current AC (A) Ref.	Dimension (mm)		Weight (Grams) (For Ref.)	Winding method
	At Idc=0A (uH)	At Idc (uH)			A (Max.)	D (Max.)		
TC - 5R0M - 0.5A - 2026	5	4.9	0.007	0.5	7.5	4.5	0.4	Manual
TC - 9R0M - 0.3A - 2026	9	8.8	0.110	0.3	8.0	4.5	0.2	Manual
TC - 150M - 0.5A - 2026	15	13.5	0.070	0.5	7.5	4.5	0.4	Manual
TC - 200M - 0.2A - 2026	20	19.8	0.198	0.2	7.5	4.0	0.2	Manual
TC - 270M - 0.1A - 2026	27	27	0.033	0.1	7.5	4.0	0.2	Manual
TC - 270M - 0.3A - 2026	27	25.5	0.135	0.3	7.5	4.0	0.2	Manual
TC - 100M - 2A - 3026	10	7.7	0.017	2.0	11.0	6.5	1.6	Manual
TC - 120M - 1A - 3026	12	10.7	0.040	1.0	10.5	6.0	1.2	Manual
TC - 320M - 1A - 3026	32	25	0.058	1.0	10.5	6.0	1.4	Manual
TC - 370M - 0.5A - 3026	37	33.7	0.134	0.5	10.0	5.5	1.0	Manual
TC - 141M - 0.5A - 3026	140	107	0.265	0.5	10.0	6.0	1.2	Manual
TC - 8R2M - 2A - 3726	8.2	7.2	0.017	2.0	12.5	6.0	2.0	Manual
TC - 220M - 2A - 3726	22	17	0.030	2.0	14.5	7.5	2.4	Manual
TC - 240M - 1A - 3726	24	22	0.046	1.0	12.0	5.5	1.6	Manual
TC - 560M - 0.5A - 3726	56	53	0.181	0.5	12.5	5.5	1.4	Manual
TC - 680M - 1A - 3726	68	53	0.090	1.0	12.0	6.0	2.0	Manual
TC - 241M - 0.5A - 3726	240	190	0.039	0.5	12.0	6.0	1.6	Manual
TC - 150M - 2A - 4426	15	12.6	0.023	2.0	14.0	7.0	2.8	Manual
TC - 430M - 1A - 4426	43	37	0.074	1.0	14.0	6.5	2.6	Manual
TC - 680M - 2A - 4426	68	42	0.045	2.0	14.5	8.0	3.8	Manual
TC - 111M - 0.5A - 4426	110	100	0.250	0.5	14.0	6.5	2.4	Machine
TC - 141M - 1A - 4426	140	104	0.140	1.0	14.0	7.5	3.2	Machine
TC - 361M - 0.5A - 4426	360	285	0.045	0.5	14.0	6.5	2.8	Machine
TC - 200M - 3A - 5026	20	15	0.021	3.0	16.5	9.0	4.4	Manual
TC - 300M - 2A - 5026	30	25	0.035	2.0	16.0	8.0	4.0	Manual
TC - 600M - 3A - 5026	60	35	0.038	3.0	17.0	9.0	5.8	Manual
TC - 680M - 1A - 5026	68	60	0.101	1.0	16.0	7.5	3.6	Machine
TC - 101M - 2A - 5026	100	63	0.080	2.0	16.0	9.0	5.2	Manual
TC - 221M - 1A - 5026	220	162	0.170	1.0	16.5	8.0	4.4	Machine
TC - 220M - 5A - 6026	22	15	0.013	5.0	21.0	10.5	8.0	Manual
TC - 290M - 4A - 6026	29	20	0.020	4.0	19.0	9.0	7.8	Manual
TC - 350M - 3A - 6026	35	28	0.035	3.0	20.5	10.5	7.6	Manual
TC - 580M - 2A - 6026	58	45	0.050	2.0	19.0	10.0	7.2	Manual
TC - 900M - 3A - 6026	90	52.5	0.044	3.0	20.5	12.5	9.2	Manual
TC - 111M - 2A - 6026	110	79	0.069	2.0	18.5	10.0	8.0	Manual
TC - 131M - 1A - 6026	130	116	0.180	1.0	19.0	9.0	6.4	Machine
TC - 471M - 1A - 6026	470	310	0.350	1.0	19.5	10.0	7.6	Machine
TC - 250M - 5A - 6826	25	18	0.016	5.0	22.0	9.0	9.2	Manual
TC - 320M - 4A - 6826	32	24	0.021	4.0	22.0	9.0	9.0	Manual
TC - 430M - 3A - 6826	43	30	0.028	3.0	21.0	8.5	8.8	Manual
TC - 650M - 4A - 6826	65	55	0.055	2.0	22.0	9.0	8.2	Manual
TC - 111M - 4A - 6826	110	56	0.042	4.0	23.0	11.0	11.4	Manual
TC - 131M - 3A - 6826	130	77	0.055	3.0	23.0	10.5	10.6	Manual
TC - 151M - 1A - 6826	150	137	0.160	1.0	21.5	9.0	7.6	Machine
TC - 231M - 2A - 6826	230	148	0.108	2.0	22.5	9.5	9.8	Machine
TC - 501M - 1A - 6826	500	355	0.300	1.0	22.0	9.0	8.6	Machine

Part No.	Inductance @ 1kHz		DCR (OHM) (Max.)	Suggested rated Current AC (A) Ref.	Dimension (mm)		Weight (Grams) (For Ref.)	Winding method
	At Idc=0A (uH)	At Idc (uH)			A (Max.)	D (Max.)		
TC - 500M - 5A - 8026	50	33	0.022	5.0	24.5	10.0	14.2	Manual
TC - 600M - 4A - 8026	60	42	0.030	4.0	25.0	11.0	13.7	Manual
TC - 750M - 3A - 8026	75	54	0.039	3.0	24.0	11.0	13.0	Manual
TC - 820M - 3A - 8026	82	60	0.042	3.0	24.0	10.5	13.0	Manual
TC - 101M - 5A - 8026	100	53	0.033	5.0	25.0	11.5	16.8	Manual
TC - 111M - 2A - 8026	110	90	0.074	2.0	25.5	10.0	12.0	Machine
TC - 151M - 5A - 8026	150	68	0.042	5.0	25.0	13.0	18.0	Manual
TC - 221M - 4A - 8026	220	105	0.059	4.0	26.0	13.0	17.9	Manual
TC - 271M - 3A - 8026	270	140	0.100	3.0	27.0	11.5	16.6	Machine
TC - 321M - 2A - 8026	320	193	0.131	2.0	27.0	11.0	14.0	Machine
TC - 431M - 2A - 8026	430	246	0.145	2.0	26.0	11.0	15.0	Machine
TC - 961M - 1A - 8026	960	625	0.450	1.0	26.0	11.0	13.0	Machine
TC - 900M - 5A - 9026	90	54	0.034	5.0	28.0	14.5	23.6	Manual
TC - 141M - 3A - 9026	140	98	0.082	3.0	29.0	13.0	22.0	Machine
TC - 201M - 2A - 9026	200	154	0.114	2.0	28.5	13.0	20.8	Machine
TC - 321M - 5A - 9026	320	120	0.068	5.0	29.0	16.0	29.6	Manual
TC - 451M - 2A - 9026	450	280	0.174	2.0	29.0	14.0	23.0	Machine
TC - 471M - 1A - 9026	470	398	0.354	1.0	26.5	13.0	19.5	Machine
TC - 471M - 3A - 9026	470	225	0.150	3.0	29.5	14.0	27.0	Machine
TC - 182M - 1A - 9026	1800	1130	0.680	1.0	27.5	14.0	22.4	Machine
TC - 820M - 5A - 9426	82	52	0.033	5.0	31.0	15.5	22.4	Manual
TC - 101M - 4A - 9426	100	69	0.042	4.0	29.5	13.5	21.9	Manual
TC - 131M - 3A - 9426	130	96	0.061	3.0	29.0	13.0	21.6	Machine
TC - 221M - 2A - 9426	220	170	0.121	2.0	28.5	12.0	20.6	Machine
TC - 301M - 5A - 9426	300	120	0.064	5.0	30.0	15.5	28.8	Manual
TC - 391M - 4A - 9426	390	165	0.088	4.0	29.5	15.0	27.2	Manual
TC - 471M - 1A - 9426	470	400	0.342	1.0	27.5	11.5	19.0	Machine
TC - 501M - 3A - 9426	500	242	0.124	3.0	31.0	14.5	26.0	Machine
TC - 781M - 2A - 9426	780	428	0.220	2.0	30.0	13.5	24.1	Machine
TC - 132M - 1A - 9426	1300	933	0.585	1.0	28.5	12.5	21.2	Machine
TC - 300M - 10A - 10626	30	21	0.009	10.0	36.0	19.5	42.0	Manual
TC - 350M - 10A - 10626	35	25	0.010	10.0	36.0	19.5	43.0	Manual
TC - 560M - 7A - 10626	56	41.5	0.020	7.0	34.0	18.0	40.0	Manual
TC - 680M - 7A - 10626	68	46	0.021	7.0	34.0	18.0	40.0	Manual
TC - 820M - 7A - 10626	82	53	0.023	7.0	34.0	18.0	41.0	Manual
TC - 101M - 5A - 10626	100	75	0.036	5.0	33.5	17.0	39.0	Manual
TC - 151M - 4A - 10626	150	110	0.053	4.0	32.5	16.5	38.4	Manual
TC - 201M - 3A - 10626	200	157	0.078	3.0	34.0	15.0	37.8	Machine
TC - 301M - 2A - 10626	300	250	0.150	2.0	34.0	15.0	37.8	Machine
TC - 851M - 2A - 10626	850	567	0.300	2.0	35.0	16.5	41.8	Machine
TC - 750M - 10A - 13026	75	43	0.014	10.0	42.0	19.5	64.0	Manual
TC - 131M - 7A - 13026	130	79	0.031	7.0	41.0	18.0	58.0	Manual
TC - 201M - 5A - 13026	200	134	0.056	5.0	39.0	17.0	55.6	Manual
TC - 251M - 10A - 13026	250	105	0.027	10.0	42.5	21.5	82.0	Manual
TC - 471M - 7A - 13026	470	190	0.064	7.0	40.5	19.5	72.0	Manual
TC - 681M - 5A - 13026	680	295	0.105	5.0	39.0	18.5	65.2	Manual

Shape and size : (Dimensions are in mm)

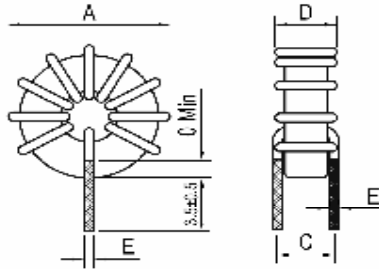


Figure 1 (standard type)

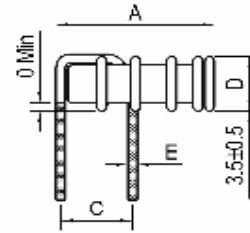


Figure 3 (standard F type)

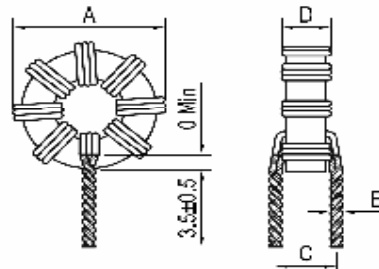


Figure 2 (multiwire type)

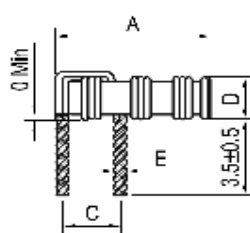


Figure 4 (multiwire F type)

Part No.	L	DCR	Rated	Dimension (mm)				Fig
	At Idc=0A	(mOhm)	Current	A	C	D	E	
	(uH)	(Max.)	(A) Max.	(Max.)	±1.0	(Max.)		
TC - R82M - 10A - 3018	0.82	4.2	10	10.5	5.5	6.0	1.0±0.2	2
TC - R60M - 14A - 3818	0.6	2.2	14	13.0	7.0	7.5	1.4±0.2	2
TC - 1R0M - 10A - 3818	1.0	3.3	10	14.0	7.0	8.0	1.4±0.2	2
TC - 1R2M - 14A - 4453	1.2	3.0	14	15.5	5.5	8.0	1.1±0.1	1
TC - 2R2M - 10A - 4453	2.2	4.0	10	15.5	5.5	8.0	1.0±0.1	1
TC - R60M - 25A - 5018	0.6	1.4	25	16.5	7.5	8.0	1.6±0.3	2
TC - 1R2M - 18A - 5018	1.2	1.9	18	16.5	9.0	11.5	1.9±0.3	2
TC - 1R5M - 10A - 5052B	1.5	2.6	10	17.5	8.0	10.0	1.2±0.1	1
TC - 1R6M - 18A - 5053B	1.6	3.0	18	17.5	9.0	10.5	1.9±0.3	2
TC - 1R2M - 20A - 6018 - F	1.2	2.1	20	19.0	6.5	9.5	1.7±0.3	4
TC - 1R2M - 25A - 6053	1.2	1.9	25	19.0	9.0	9.5	1.9±0.3	2
TC - 2R2M - 15A - 6018	2.2	2.7	15	19.0	8.5	9.0	1.8±0.3	2
TC - 3R0M - 10A - 6052 - F	3.0	4.0	10	21.0	5.5	10.0	2.2±0.2	4

·These parts designed for computer main board.

·Inductance measuring frequency: @200kHz 0.25V.

·Rated Current: Obtained when temperature rise to 40°C and the initial inductance drop by 20%.

·Customer's specifications are welcome.

Shape and size : (Dimensions are in mm)

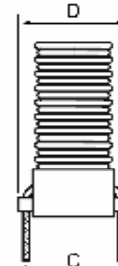
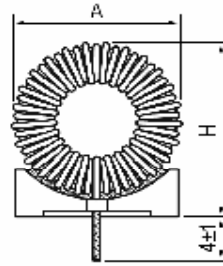


Figure:1 (TBV type, Use elastic or FR4 board base)

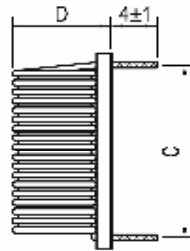
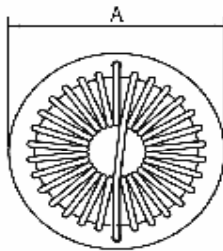


Figure:3 (TBH type, Use FR4 board base)

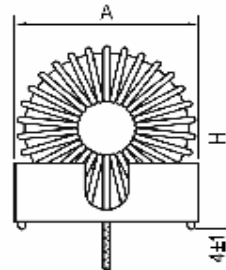


Figure:2 (TBKM type, Use KM series base)

Part No.	Inductance		DCR (Ohm) (Max.)	Rated Current (A) Max.	Dimension (mm)				Fig
	At Idc=0A (uH)	At Idc (uH)			A Max.	C ±0.5	D Max.	H Max.	
	TBV - 3R3M - 2A - 3826	3.3	3.1	0.010	2.0	13.0	6.0	8.0	
TBV - 5R0M - 2A - 3826	5.0	4.8	0.011	2.0	13.0	6.0	8.0	14.0	1
TBV - 200M - 3A - 6826	20.0	17.5	0.026	3.0	22.0	10.0	12.5	24.0	1
TBV - 101M - 3A - 6826	100.0	56.0	0.060	3.0	22.0	10.0	12.5	24.0	1
TBKM - 150M - 2A - 4426	15.0	12.6	0.023	2.0	15.0	5.6	9.0	18.0	2
TBKM - 680M - 2A - 4426	68.0	42.0	0.056	2.0	15.0	5.6	9.0	18.0	2
TBKM - 600M - 3A - 5026B	60.0	41.0	0.038	3.0	17.0	7.6	11.8	20.0	2
TBKM - 101M - 2A - 5026B	100.0	71.0	0.081	2.0	17.0	7.6	11.8	20.0	2
TBKM - 470M - 3A - 6826A	47.0	36.0	0.030	3.0	21.5	7.6	11.8	24.5	2
TBKM - 111M - 4A - 6826A	110.0	46.0	0.042	5.0	21.5	7.6	11.8	24.5	2
TBKM - 680M - 7A - 8026B	68.0	33.0	0.035	5.0	24.5	11.4	15.5	27.5	2
TBKM - 101M - 4A - 8026B	100.0	70.0	0.039	4.0	24.5	11.4	15.5	27.5	2
TBKM - 101M - 5A - 10626	100.0	75.0	0.036	5.0	32.0	12.7	18.2	35.0	2
TBKM - 201M - 3A - 10626	200.0	157.0	0.078	3.0	32.0	12.7	18.2	35.0	2
TBH - 471M - 3A - 9026	470.0	233.0	0.150	3.0	31.0	27.0	16.5		3

·Same overall size available with different material.

·Customer's specifications are welcome.