

RoHS Compliant Product

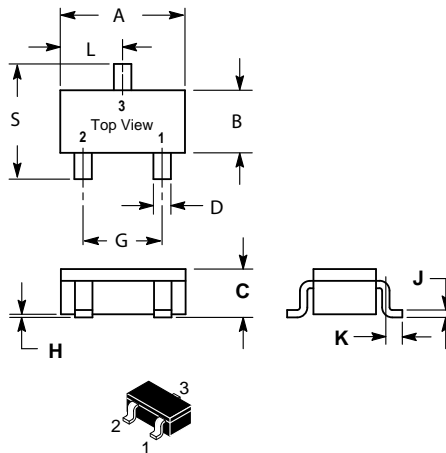
A suffix of "-C" specifies halogen & lead-free

FEATURES

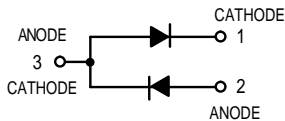
- Low Turn-on Voltage
- Fast Switching
- PN Junction Guard Ring for Transient and ESD Protection

MECHANICAL DATA

- Case: SOT-346, Molded Plastic
- Terminals: Solderable per MIL-STD-202, Method 208
- Polarity: See Diagrams Below
- Weight: 0.008 grams (approx.)
- Mounting Position: Any



SC-59		
Dim	Min	Max
A	2.70	3.10
B	1.30	1.70
C	1.00	1.30
D	0.35	0.50
G	1.70	2.30
H	0.00	0.10
J	0.10	0.26
K	0.20	0.60
L	1.25	1.65
S	2.25	3.00
All Dimension in mm		



SCS706D Marking : D3J

● **Absolute maximum ratings** (Ta = 25°C)

Parameter	Symbol	Limits	Unit
Peak reverse voltage	V _{RM}	45	V
DC reverse voltage	V _R	40	V
Mean rectifying current	I _o	30	mA
Peak forward surge current *	I _{FSM}	200	mA
Junction temperature	T _j	125	°C
Storage temperature	T _{stg}	-40~+125	°C

*60 Hz for 1

● **Electrical characteristics** (Ta = 25°C)

Parameter	Symbol	Min.	Typ.	Max.	Unit	Conditions
Forward voltage	V _F	-	-	0.37	V	I _F =1mA
Reverse current	I _R	-	-	1	μA	V _R =10V
Capacitance between terminals	C _T	-	2.0	-	pF	V _R =1V, f=1MHz

Note) ESD sensitive product handling required.

RATING AND CHARACTERISTIC CURVES (SCS706D)

● Electrical characteristic curves (Ta = 25°C)

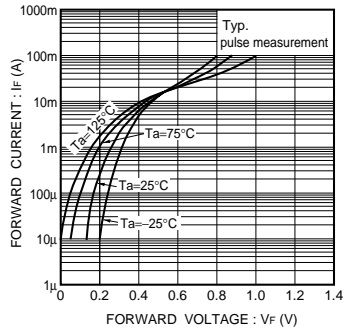


Fig. 1 Forward characteristics

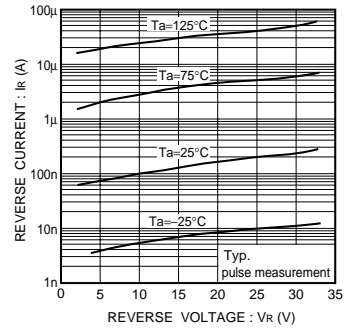


Fig. 2 Reverse characteristics

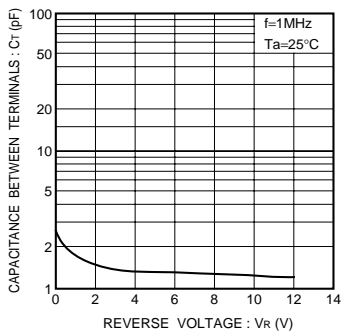


Fig. 3 Capacitance between terminals characteristics

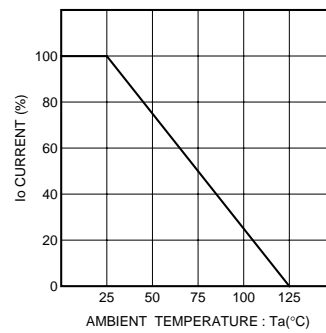


Fig. 4. Derating curve (mounting on glass epoxy PCBs)