

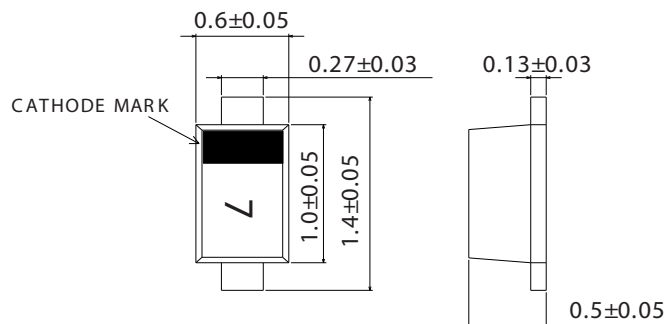
RoHS Compliant Product

A suffix of "-C" specifies halogen & lead-free

SOD-723

● FEATURES

- . High frequency switching
- . Ultra small mold type
- . High reliability
- . Silicon epitaxial planer



● MECHANICAL DATA

- . Case: SOD-723, Molded Plastic
- . Terminals: Solderable per MIL-STD-202, Method 208
- . Polarity: See Diagrams Below
- . Mounting Position: Any

● MAXIMUM RATINGS AND ELECTRICAL CHARACTERISTICS

Rating 25°C ambient temperature unless otherwise specified.

Single phase half wave, 60Hz, resistive or inductive load.

For capacitive load, derate current by 20%.

TYPE NUMBER	SYMBOL	SCS400G	UNITS
Peak reverse voltage	V_{RM}	90	V
DC Reverse Voltage	V_R	80	V
Peak forward current	I_{FM}	225	mA
Mean rectifying current	I_O	100	mA
Peak Forward Surge Current, 1 second single half sine-wave superimposed on rated load (JEDEC method)	I_{FSM}	500	mA
Forward Voltage @ $I_F = 100$ mA	V_F	1.2 (Max.)	V
Reverse Current @ $V_R = 80$ V	I_R	100 (Max.)	nA
Capacitance between terminals @ $V_R = 0.5$ V, $f = 1$ MHz	C_T	3.0	pF
Reverse recovery time @ $V_R = 6$ V, $I_F = 10$ mA, $R_L = 100\Omega$	t_{rr}	4.0	ns
Operating Temperature	T_J	150	°C
Storage Temperature Range	T_{STG}	-55 ~ +150	°C

Note: ESD sensitive product handling required

● ELECTRICAL CHARACTERISTICS ($T_a=25^\circ\text{C}$)

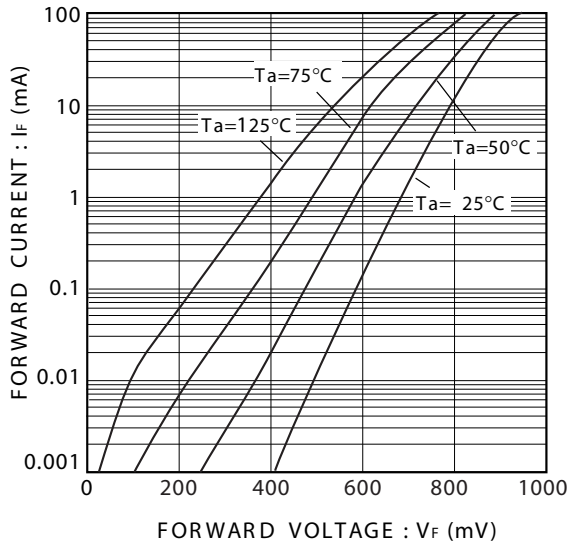


Fig.1 Forward characteristics

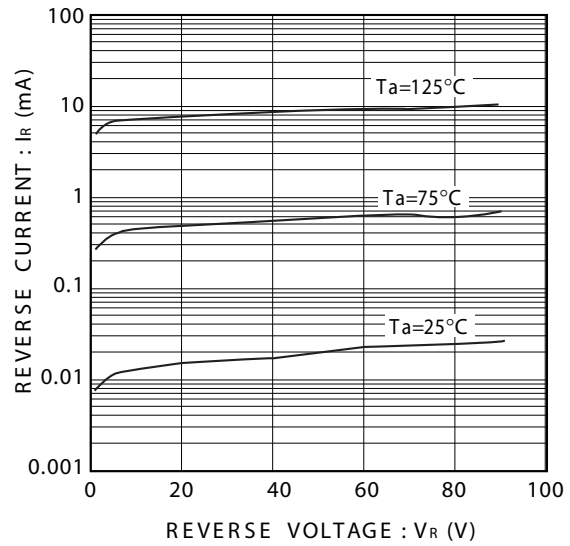


Fig.2 Reverse characteristics

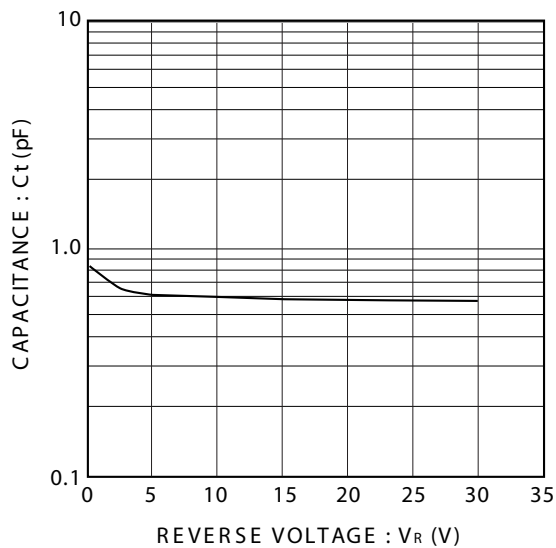


Fig.3 Characteristics