



- High Stability
- Near Temperature Independence
- Lowest Tolerances
- Low Capacitance and Inductance
- Customized Resistance Values

SPECIFICATIONS

ELECTRICAL

	USR 4-3425/3825 with additional heatsink 3825H	UNR 4-3425/3825 note ¹⁾
Resistance Range :	0R05 ... 500R other resistance values upon request / power rating depending on resistor value	0R05 ... 500R
Power Rating :	3 W (70°C) without heatsink 5 W (20°C) for 3825H 30 W* * with heatsink	50 W*
Thermal Resistance Rthj-c :	3.5 K/W	2.1 K/W
Tolerances :		
from 0R05 :	0.1%, 0.25%, 0.5%, 1%	
from 10R :	0.05%, 0.1%, 0.25%, 0.5%, 1%	
from 50R :	0.01%, 0.02%, 0.05%, 0.1%, 0.25%, 0.5%, 1%	
Stability :	0.01%	
Temperature Coefficient :	max. ±5 ppm/K (-55...155)°C typ. ±3 ppm/K (-55...125)°C upon request ±1 ppm/K (0...60)°C	
Voltage Proof :	750 VDC	
Max. Current :	15 A	
Thermal EMF :	< 1 µV/K	

ENVIRONMENTAL

Operating Temperature Range : -55°C...155°C

MECHANICAL

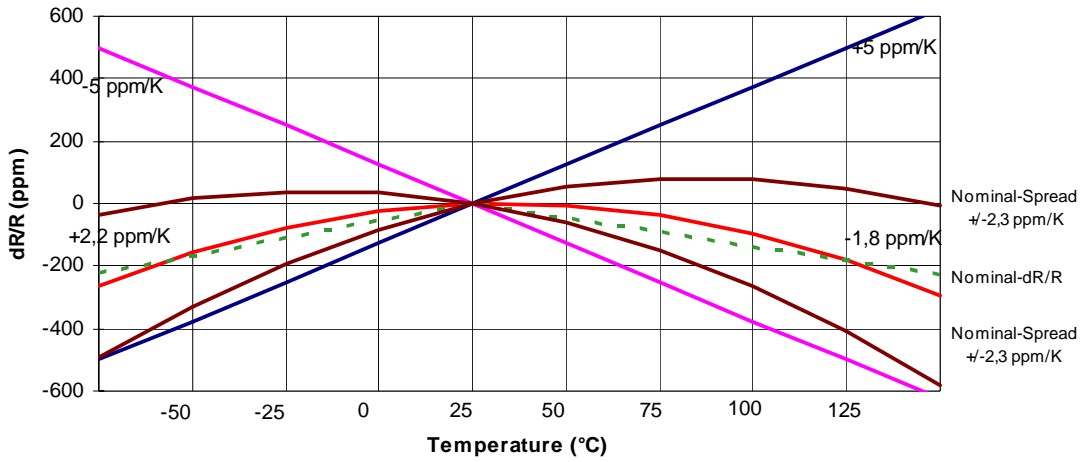
Resistor Material :	NiCr-Foil	
Substrate :	Al ₂ O ₃	AlN
Housing :	Epoxy + heatsink aluminium	
Connector Material :	Cu, tinned, 4-pin	
Max. torque backplate :	1.0 Nm	

note¹⁾: Specially designed for applications with fast changing electrical load.

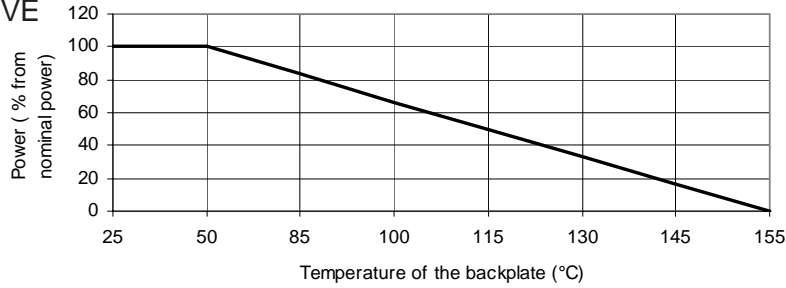
USR UNR 4-3425 4-3825 4-3825H



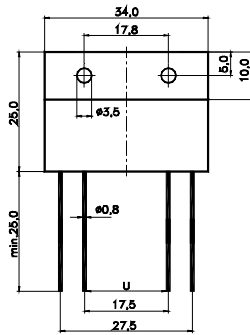
TEMPERATURE COEFFICIENT



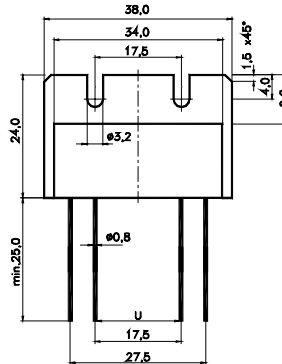
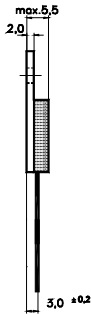
DERATING CURVE



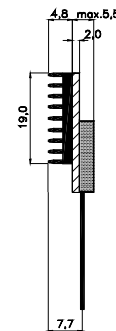
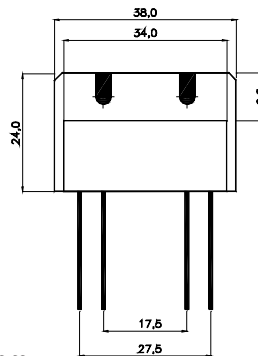
DIMENSIONS



USR/UNR 4-3425



USR/UNR 4-3825 and 4-3825H



Dimensions in mm

HOW TO ORDER

UNR 4-3425 1R0 D 0.1% TK1

USR 4-3825 10R D 0.5% TK3