

DBR DYNAMIC BRAKING RESISTOR



SPECIFICATIONS

Model	Power Rating With Fan	Power Rating In Free Air	Resistance Range [ohm]	Tolerance
DBRI-EW 16K	9.6 KW	8 KW	2 to 40	+-5%(J) +-10%(K)
DBRI-EW 30K	18 KW	15 KW	2 to 12	
DBRI-EW 40K	24 KW	20 KW	2 to 20	
DBRI-EW 50K	30 KW	25 KW	3 to 20	
DBRI-EW 70K	40 KW	35 KW	3 to 40	
DBRI-EW 100K	60 KW	50 KW	5 to 40	
DBRI-HW 16K	9.6 KW	8 KW	3 to 65	
DBRI-HW 30K	18 KW	15 KW	3 to 30	
DBRI-HW 40K	24 KW	20 KW	5 to 50	
DBRI-HW 50K	30 KW	25 KW	5 to 50	
DBRI-HW 70K	40 KW	35 KW	10 to 70	
DBRI-HW 100K	60 KW	50 KW	10 to 150	
DBRI-VW 16K	9.6 KW	8 KW	1 to 9.5	
DBRI-VW 30K	18 KW	15 KW	1.2 to 10	
DBRI-VW 40K	24 KW	20 KW	1.2 to 18	
DBRI-VW 50K	30 KW	25 KW	1.5 to 20	
DBRI-VW 70K	40 KW	35 KW	1.5 to 35	
DBRI-VW 100K	60 KW	50 KW	1.5 to 40	

DBRI-EW: Edge wound type (inductive)

DBRI-HW: Heli-wire wound type (inductive)

DBRI-VW: V-W grid type (non-inductive)

The DBRI is for indoor use; DBRO is for outdoor use. The DBRO and DBRI internal structure is the same.

The DBRO has a watertight external structure

The Power rating is based on a 375C rise above an ambient of 40C

Fan equipped models have different dimensions, please check with us

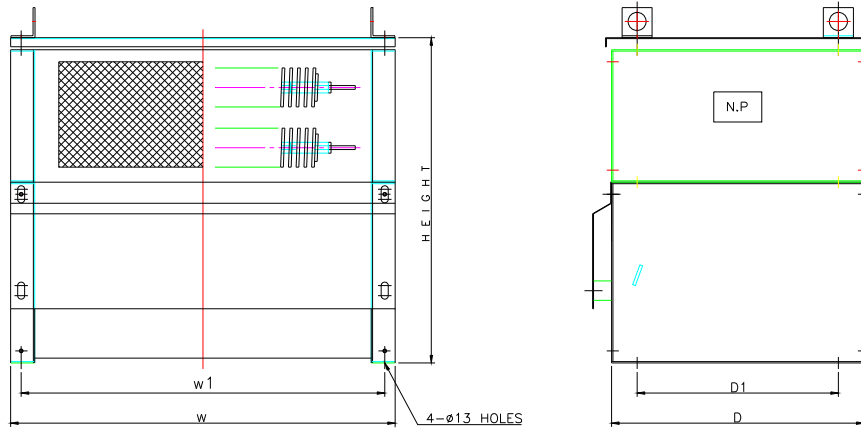
Power increases of up to 100% are possible with some fan equipped models

CHARACTERISTICS

Test	Condition
Insulating Resistance	Min.100MΩ
Dielectric Strength	AC 2000V/Min.
Allowable Temp. Rise	375C

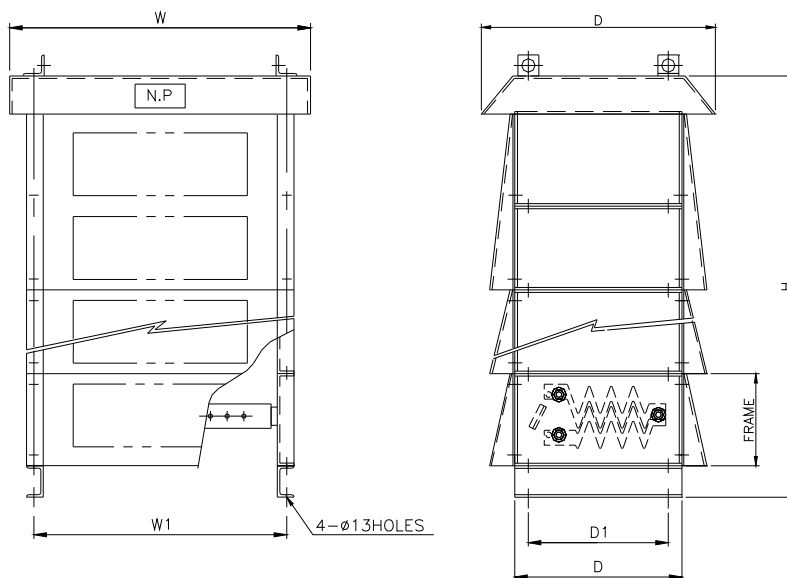
DIMENSIONS – DBRI (INDOOR)

Model	Approximate Weight(kg)	Dimensions in [mm]				
		W	W1	D	D1	H
DBRI-EW,HW,VW 16K	26	640	605	420	335	320
DBRI-EW,HW,VW 30K	55	640	605	420	335	540
DBRI-EW,HW,VW 40K	64	640	605	420	335	540
DBRI-EW,HW,VW 50K	80	640	605	420	335	760
DBRI-EW,HW,VW 70K	120	640	605	420	335	1200
DBRI- EW,HW,VW 100K	235	640	605	840	755	980/1200




DIMENSIONS – DBRO (OUTDOOR)


Model	Approximate Weight(kg)	Dimensions in [mm]				
		W	W1	D	D1	H
DBRO-EW,HW,VW 16K	32	720	605	560	335	390
DBRO-EW,HW,VW 30K	60	720	605	560	335	590
DBRO-EW,HW,VW 40K	72	720	605	560	335	590
DBRO-EW,HW,VW 50K	87	720	605	560	335	790
DBRO-EW,HW,VW 70K	130	720	605	560	335	1190
DBRO- EW,HW,VW 100K	250	720	605	980	755	1190




ELEMENT CONFIGURATIONS



VW GRID



HELICAL WIRE WOUND



EDGE WOUND

ORDERING EXAMPLE

DBR

↓
Model #

I

↓
Indoor
I : indoor
O : outdoor

EW

↓
Element
EW: edge wound type
HW: heli-wire wound type
VW: V-W grid type

12Ω

↓
Resistance

J

↓
Tolerance
J= ±5%
K= ±10%