

AD500-9 TO52S1

Avalanche Photodiode NIR

Special characteristics:

quantum efficiency > 80 % at λ 760 - 910 nm
 high speed, low noise
 500 μm diameter active area
 low slope multiplication curve



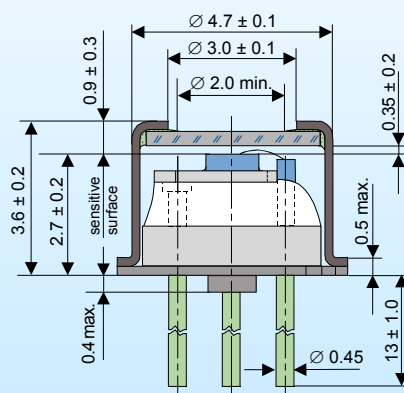
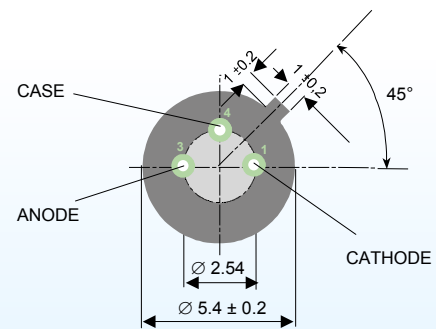
Parameters:	AD500-9 TO52S1
Active Area	0.196 mm ² Ø 500 μm
Dark Current ¹⁾ (M = 100)	max. 5 nA typ. 0.5 - 1 nA
Total Capacitance ¹⁾ (M = 100)	typ. 1.2 pF
Breakdown Voltage U _{BR} (at I _D = 2 μA)	120 ... 300 V typ. > 200 V
Temperature Coefficient of U _{BR}	typ. 1.55 V/K
Spectral Responsivity ¹⁾ (at 905 nm, M = 100)	min. 55 A/W typ. 60 A/W
Cut-off Frequency (-3dB)	typ. 0.5 GHz
Rise Time	typ. 550 ps
Optimum Gain	50 - 60
Max. Gain	> 200
"Excess Noise" factor (M = 100)	typ. 2.5
"Excess Noise" index (M = 100)	typ. 0.2
Noise Current (M = 100)	typ. 1 pA/Hz ^{1/2}
N.E.P. (M = 100, 905 nm)	typ. 2* 10 ⁻¹⁴ W/Hz ^{1/2}
Operating Temperature	-20 ... +70 °C
Storage Temperature	-60 ... +100 °C

1) measurement conditions:

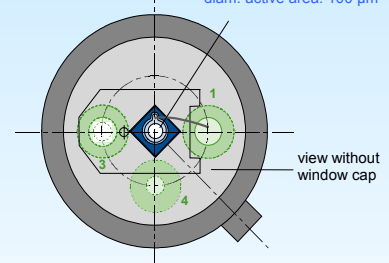
Setup of photo current 10 nA at M = 1 and irradiation by an IRED (880 nm, 80 nm bandwidth).

Increase the photo current up to 1 μA , (M = 100) by internal multiplication due to an increasing bias voltage.

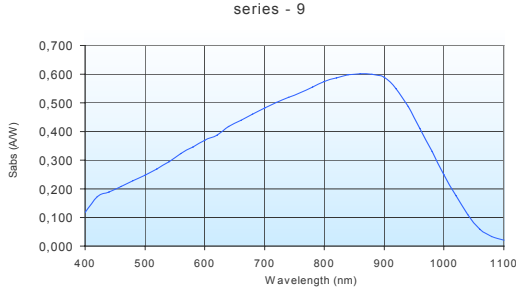
Package (TO52S1):



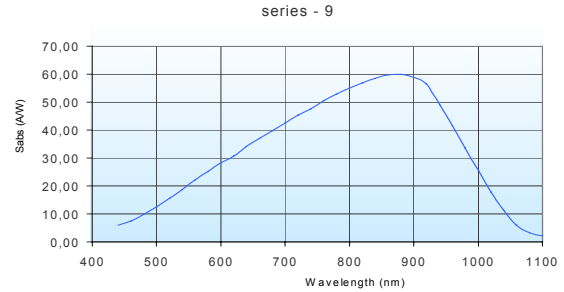
Chip: AD500-9
 diam. active area: 100 μm



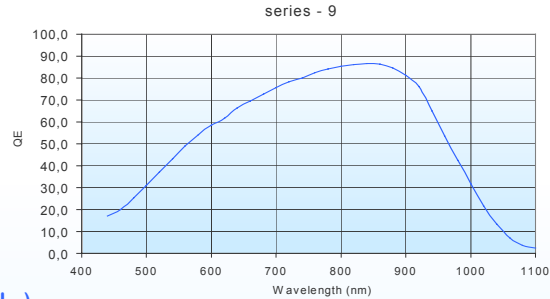
Spectral Responsivity at M = 1



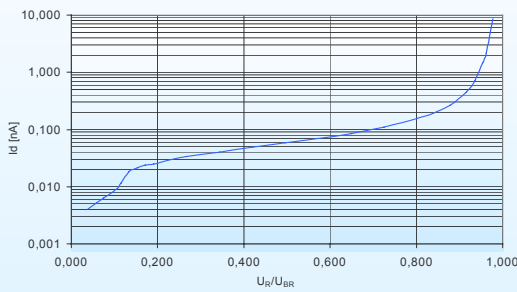
Spectral Responsivity at M = 100



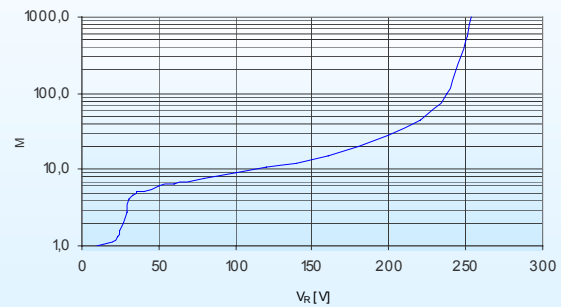
QE for M = 1



$I_D = f(U_R/U_{BR})$ AD500-9



Gain = f(V_R) AD500-9



Maximum Ratings:

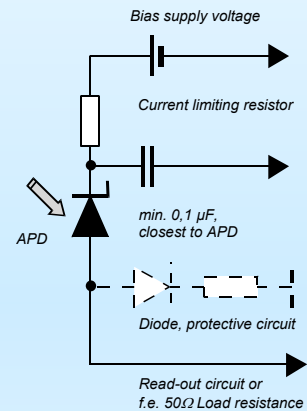
- max. electrical power dissipation 100 mW at 22°C
- max. optical peak value, once 200 mW for 1 s
- max. continuous optical operation $I_{Ph} (DC) \leq 250 \mu A$
 $\leq 1 \text{ mA}$ for signal 50 μs "on" / 1 ms "off"
- $(P_{electr.} = P_{opt.} * S_{abs} * M * U_R)$

Application Hints:

- Current should be limited by a protecting resistor or current limiting - IC inside the power supply.
- Use of low noise read-out - IC.
- For high gain applications bias voltage should be temperature compensated.
- For low light level applications, blocking of ambient light should be used.

Handling Precautions:

- Soldering temperature 260 °C for max. 10 s. The device must be protected against solder flux vapour!
- min. Pin - length 2 mm
- ESD - protection Standard precautionary measures are sufficient.
- Storage Store devices in conductive foam.
- Avoid skin contact with window!
- Clean window with Ethyl alcohol if necessary.
- Do not scratch or abrade window.



Germany :

Silicon Sensor GmbH

Ostendstr. 1
12459 Berlin
Germany
Phone: +49 (0)30-63 99 23 10
Fax: +49 (0)30-63 99 23 33
E-Mail: sales@silicon-sensor.de

International Sales:

Silicon Sensor GmbH

U.K. Office
35 Orchard Close
Stanstead Abbots, Ware
Hertfordshire SG 12 8 AH
Phone/Fax: +44 (0)1920/87 20 90
E-Mail: ponsilsensuk@btconnect.com
p.nash@silicon-sensor.com

U.S.A. :

Pacific Silicon Sensor, Inc.

5700 Corsa Avenue #105
Westlake Village
CA 91362 USA
Phone: +1-818-706-3400
Fax: +1-818-889-7053
E-Mail: : sales@pacific-sensor.com