Sub-Miniature Toggle Switches

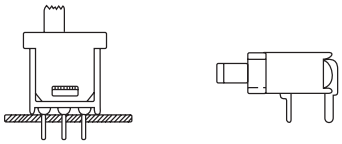

SPECIFICATIONS

CONTACT RATING:Q: 3A @120 VAC or 28 VDC
ELECTRICAL LIFE:30,000 make-and-break cycles at full load
CONTACT RESISTANCE: 20 m? max. initial @2-4 VDC,100 mA
INSULATION RESISTANCE: 1,000 M? min.
DIELECTRIC STRENGTH: 1,500 V RMS @ sea level.
OPERATING TEMPERATURE: -30ºC to 85ºC

MATERIALS

CASE - diallyl phthalate (DAP)
SLIDE HANDLE -Nylon
HOUSING -Brass, tin-lead plated
CONTACT AND TERMINAL - Copper alloy, silver plated
SWITCH SUPPORT - Brass , tin-lead

How do you build the switches you need!!

TS - 4S - C [A] - [B]
TS - 4AS - C [A] - [B]
TS - 6S - [A] - [B]
TS - 6AS - [A] - [B]

[A] :contact material options. [B] :the terminal Epoxy options.("E" code for Epoxy Seal)

SPDT

Model No.	Switching position		
TS-4S	ON	NONE	ON
TS-4AS	ON	OFF	ON
Term. Comm.	2-3	open	2-1

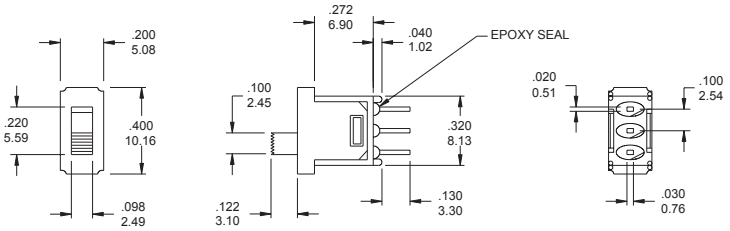

TS-4S-CQ

SPDT

Model No.	Switching position		
TS-6S	ON	NONE	ON
TS-6AS	ON	OFF	ON
Term. Comm.	2-3	open	2-1

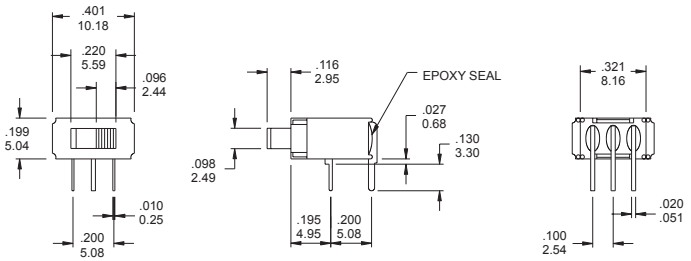

TS-6S-Q

CONTACT MATERIAL OPTIONS

CODE	CONTACT MATERIAL	TERMINAL MATERIAL	RATING
Q	Silver plated	Silver plated	3 A @ 120V AC or 28 V DC; 1.5 A @ 250 VAC
R	Gold plated over nickel plated	Gold plated over nickel plated	0.4VA MAX @ 20 V AC or DC MAX
G	Gold plated over silver plated	Gold plated over silver plated	0.4 VA MAX @ 20 V AC or DC MAX or 3 A @ 120V AC or 28 V DC; 1.5 A @ 250 VAC
K	Gold plated over nickel plated	Tin-lead over nickel plated	0.4VA MAX @ 20 V AC or DC MAX

P.C.B MOUNTING DIAGRAM

TS-4S
P.C.MOUNTING

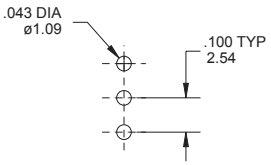

TS-6S
P.C.MOUNTING

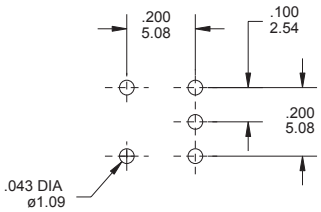

Downloaded from Elcodis.com electronic components distributor