

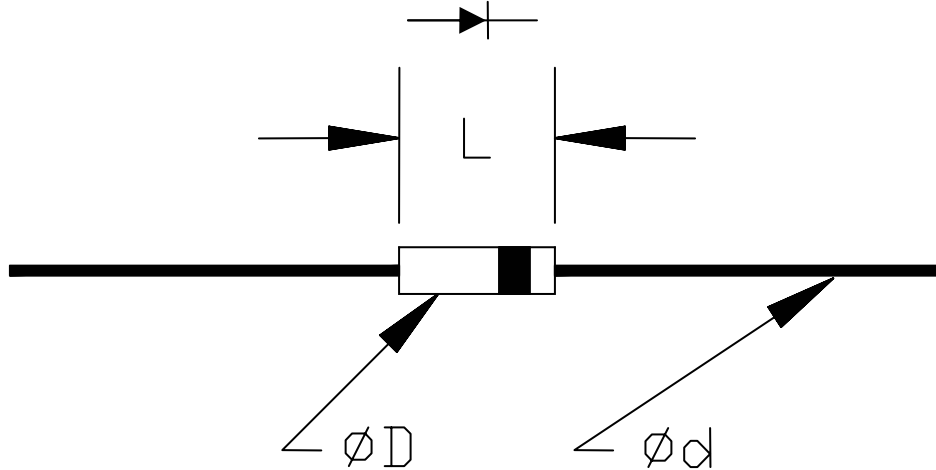


**FEATURES**

- Low Reverse Leakage Current
- Avalanche Grade Construction
- Plastic Material – UL Recognition  
Flammability Classification 94V-0

**Mechanical Data**

- Case: Molded Resin
- Leads: Plated Copper
- Polarity: Indicated by Cathode Stripe



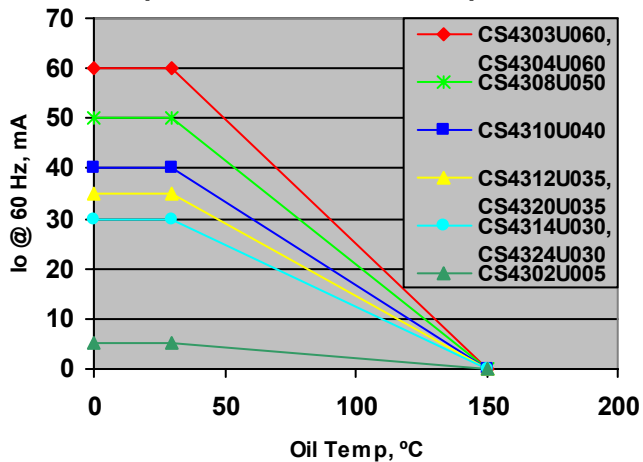
**Maximum Ratings & Characteristics**

Mfr's Type	Max V <sub>RRM</sub> kV	Max I <sub>o</sub> (1) mA	Max I <sub>FSM</sub> (2) A	Max V <sub>F</sub> (3) V	Max I <sub>RRM</sub> µA	Max t <sub>r</sub> (4) ns	L mm (in) Body Length	D mm (in) Body Dia	d mm (in) Lead dia
CS4302U005	2	5	0.3	12	0.5	80	3 (0.12)	2.0 (0.08)	0.50 (0.020)
CS4303U060	3	60	1.0	12	0.5	80	5 (0.20)	2.5 (0.10)	0.50 (0.020)
CS4304U060	4	60	1.0	15	0.5	80	5 (0.20)	2.5 (0.10)	0.50 (0.020)
CS4308U050	8	50	1.0	30	0.5	80	8 (0.31)	3.0 (0.12)	0.60 (0.024)
CS4310U040	10	40	0.5	36	0.5	80	10 (0.39)	3.0 (0.12)	0.60 (0.024)
CS4312U035	12	35	0.5	45	0.5	80	10 (0.39)	3.0 (0.12)	0.60 (0.024)
CS4314U030	14	30	0.5	51	0.5	80	10 (0.39)	3.0 (0.12)	0.60 (0.024)
CS4320U035	20	35	0.5	75	0.5	80	12 (0.67)	3.0 (0.12)	0.60 (0.024)
CS4324U030	24	30	0.5	75	0.5	100	15 (0.59)	3.0 (0.12)	0.60 (0.024)

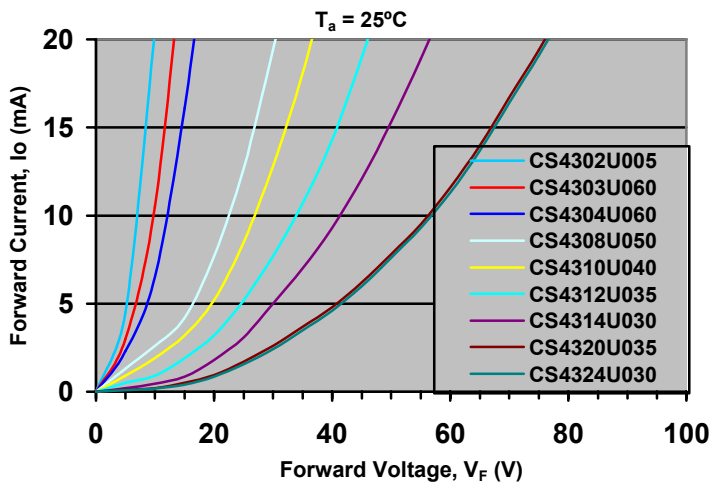
Notes: (1) Measured in 30°C Oil, 60 Hz (No switching losses);  
 (2) ½ Cycle 60 Hz Sine Wave;  
 (3) Measured at 2 X I<sub>o</sub>, 30°C;  
 (4) Measured at 30°C

Add a "T" to the end of the Part Number to designate Tape-and-Reel Packaging.

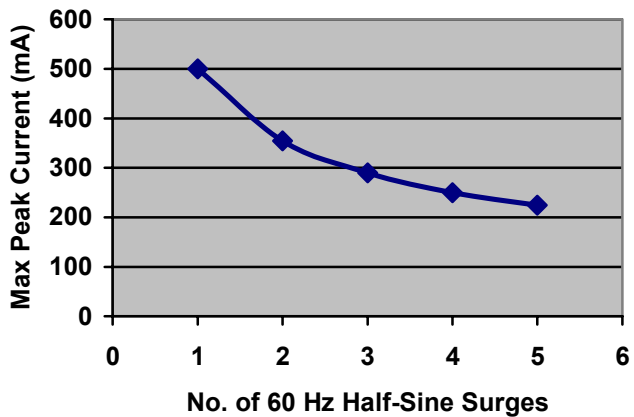
**Output Current vs. Oil Temp.**



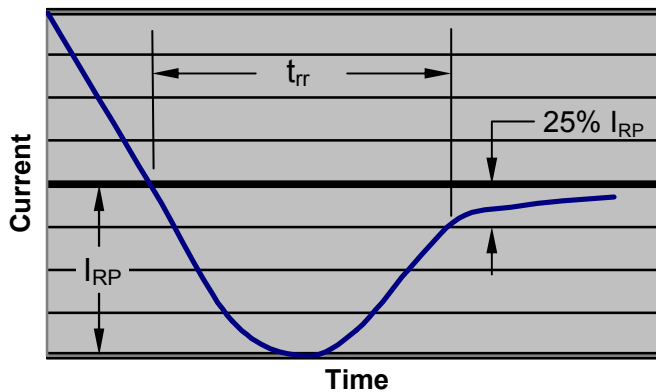
**Instantaneous  $V_F$  vs.  $I_o$**



**Max Surge Current**



**$t_{rr}$  Definition**



**HIGH VOLTAGE**  
POWER SYSTEMS, INC.

2542 Highlander Way  
Carrollton, TX 75006

**CS4300U Series (Low Current)**  
Ultra-fast High Voltage Diodes