

# QL4AC Series Crossflow Blower

## 100... 300mm x Ø 40mm Impeller

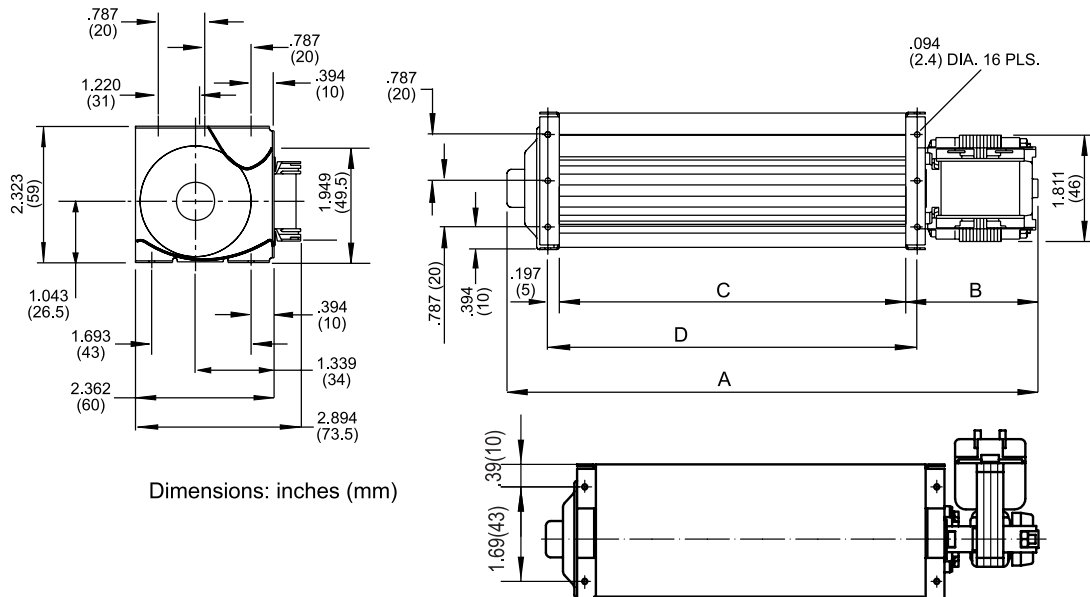
- Smallest product line, impeller diameter 40 mm.
- Airflow direction of 180° possible.
- Mounting position horizontal or vertical with motor at the bottom.
- Permissible ambient temperature 0-60° C.
- Insulation class B, class F or H on request.
- Minimum order quantity may apply.

Part Number	Model Number	Motor Position (L/R)	VAC	Hertz	Airflow (CFM)*	Max. Static Pressure (Pa)	Power Input (W)*	Speed* (RPM)	Weight (lbs.)	Coil Position**	Insulation Class
55444.10000	QL4/1000-2112-4410000	R	115	60	19	13	6	2,100	1.0	0	A
55444.20000	QL4/1500-2112-4420000	R	115	60	29	13	12	2,100	1.1	0	A
55444.30000	QL4/2000-2118-412DR	R	115	60	48	14	11	2,300	1.3	0	A
55444.40000	QL4/2500-2118-4440000	R	115	60	54	15	12	2,000	1.4	0	A
55444.50000	QL4/3000-2124-410CB	R	115	60	71	15	18	2,200	1.8	0	A

\* Data based on free delivery conditions. Subject to alterations.

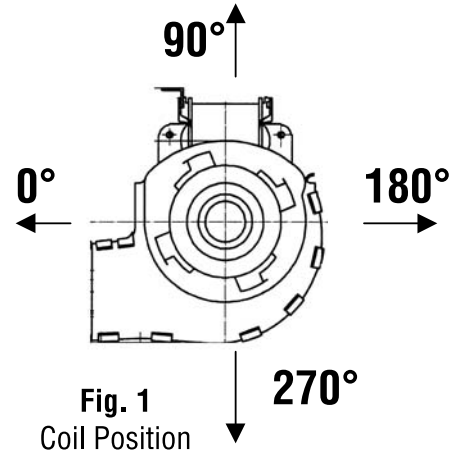
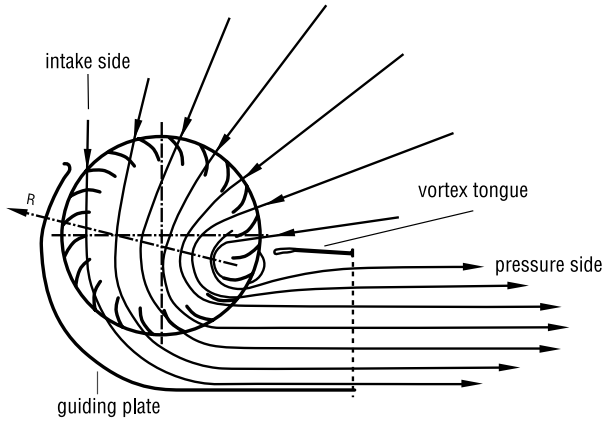
\*\*See Fig. 1 on page 234

Model Number	Motor Position	A		B		C		D	
		inch	mm	inch	mm	inch	mm	inch	mm
QL4/1000-2112-4410000	R	6.93	176	2.01	51	3.94	100	4.33	110
QL4/1500-2112-4420000	R	8.90	226	2.01	51	5.91	150	6.30	160
QL4/2000-2118-4412DR	R	11.10	282	2.24	57	7.87	200	8.27	210
QL4/2500-2118-4440000	R	13.07	332	2.48	63	9.84	250	10.24	260
QL4/3000-2124-410CB	R	15.28	338	2.48	63	11.84	300	12.20	310

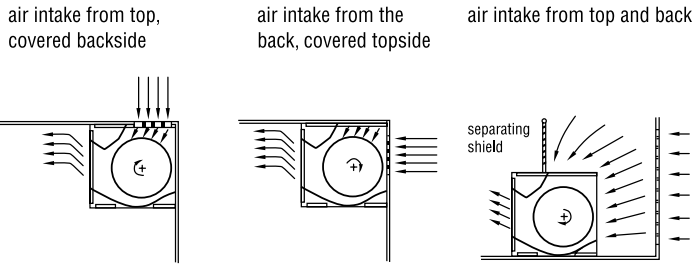


# Crossflow Blower Installation Recommendations

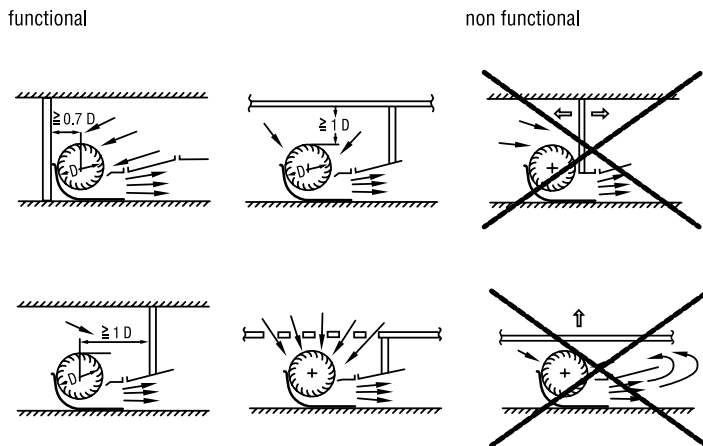
## Vortex stream through tangential blower



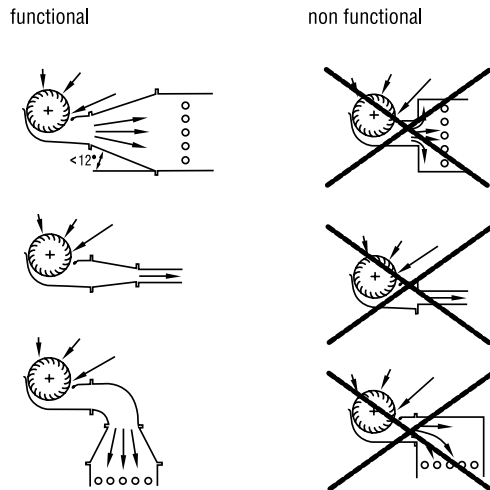
### Mounting conditions for QL 4 series



### Mounting conditions on intake side QLK, QLZ, QLN



### Mounting conditions on pressure side QLK, QLZ, QLN



### Separation of suction and pressure area

