

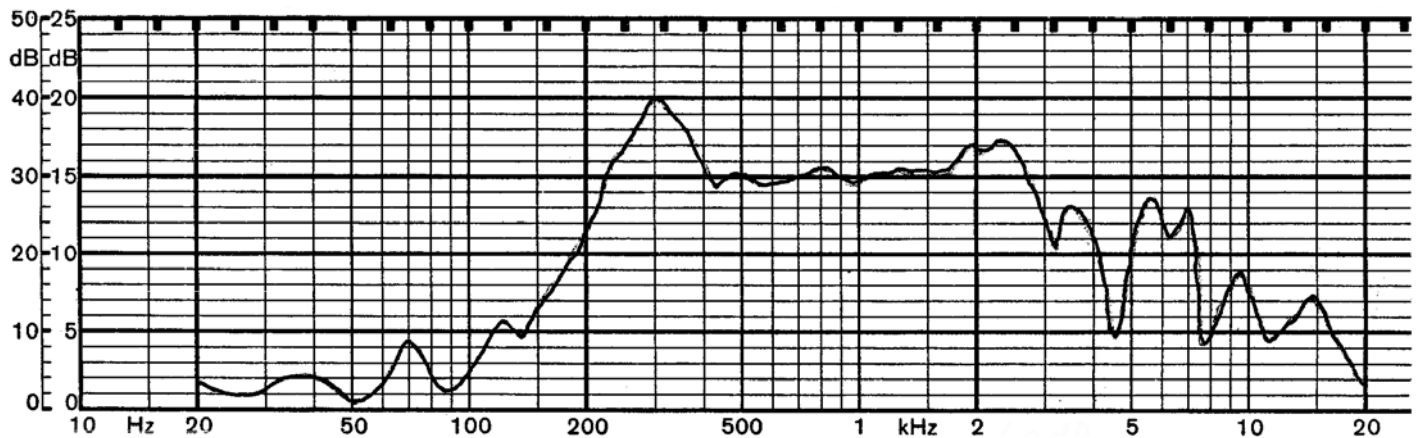


Specifications

Nominal Size	70 mm (2.75 in)	(See attached drawing)
Impedance	8 Ohm \pm 15%	at 800 Hz 1 V
Resonant frequency	300 Hz \pm 60 Hz	at 1 V
Sound pressure level	92 dB/w \pm 3 dB	1 w 50 cm ave. at 1.0K, 1.4K, 1.7K, 2.0K Hz
Response	Fo Hz ~3.2 KHz max 10 dB	
Input power	Nominal 0.5 W	Handling capacity 1 W
Operation	must be normal at program source 0.5 W	
Buzz, rattle, etc.	must be normal at sine wave 2 V	
Magnet	Size: 13 x 10 mm	
Load test	White noise 0.5 W	for 24 hours
Heat test	65 \pm 2° C	20-50% R.H. 24 hours
Humidity test	40 \pm 2° C	90-95% R.H. 24 hours


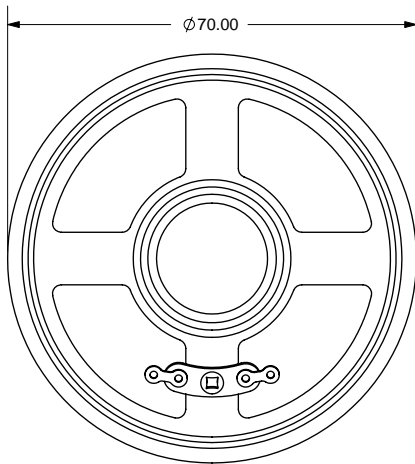
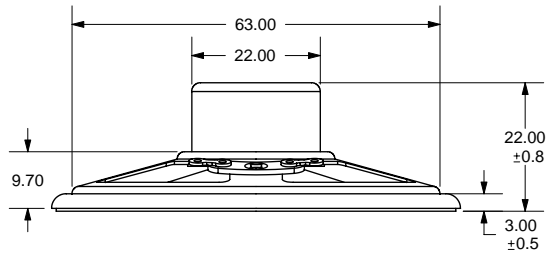
Frequency Response Curve

Potentiometer range	50 dB
Rectifier	RMS
Lower limit frequency	20 Hz
Wr. speed	100 mm/sec



Zero level 60 dB

REV.	DESCRIPTION	DATE
A	NEW DRAWING	9/15/2006



TOLERANCE:
±0.5mm UNLESS OTHERWISE
SPECIFIED



20050 SW 112th Ave.
Tualatin, OR 97062
Phone: 503-643-4899
800-275-4899
Fax: 503-372-1266
Website: www.cui.com

TITLE: Round frame paper cone - alnico magnet		REV: A
PART NO. GA0701	UNITS: MM [INCHES]	
DRAWN BY: ZRJ	APPROVED BY:	SCALE: 1:1

PC FILE NAME:
GA0701

COPYRIGHT 2006 BY CUI INC.