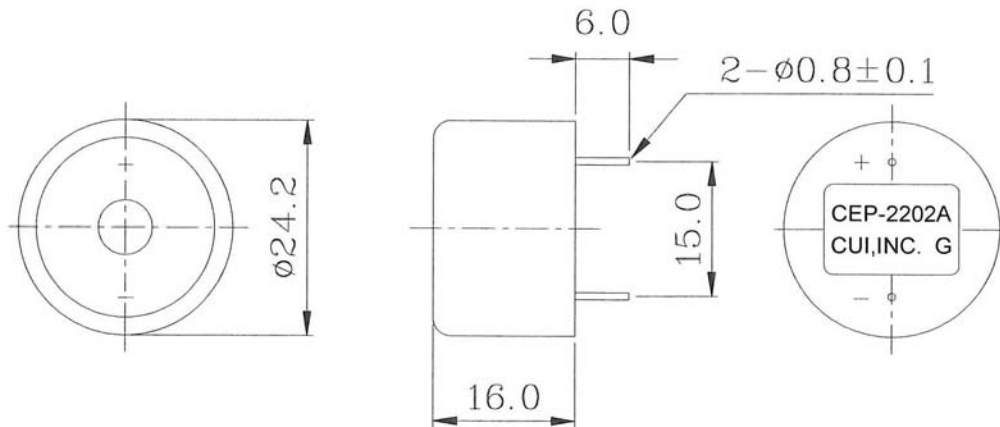
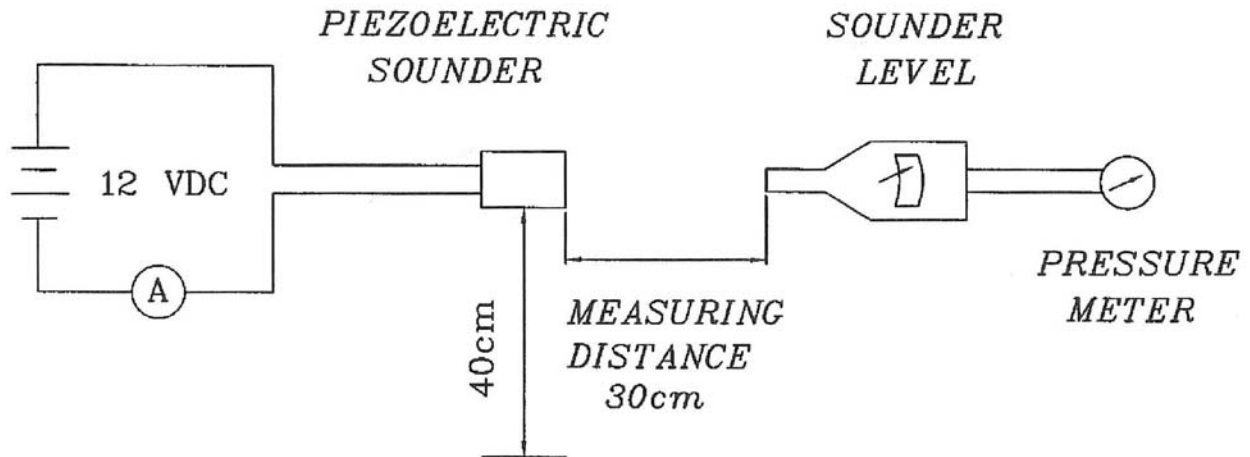



Specifications

Resonant frequency	3.0 KHz \pm 0.5
Operating voltage	3 ~ 20 V dc
Current consumption	11 mA max. at 12 V dc
Sound pressure level	85 db min. at 30 cm / 12 V dc
Rated voltage	12 V dc
Tone	Continuous
Operating temperature	-30 ~ +85° C
Storage temperature	-40 ~ +95° C
Dimensions	ϕ 24.2 x H16.0 mm
Weight	5 g max.
Material	ABS UL-94 1/16" HB High Heat (Black)
Terminal	Pin type (Sn Plating)
RoHS	yes

Appearance Drawing

 Tolerance: \pm 0.5


Measurement Method

S.P.L. Measuring Circuit

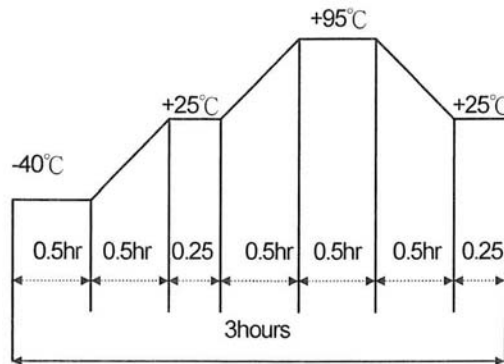
Mic: RION S.P.L. meter UC 30 or equivalent

Mechanical Characteristics

Item	Test Condition	Evaluation Standard
Solderability	Lead terminals are immersed in rosin for 5 seconds and then immersed in solder bath of $270 \pm 5^{\circ}\text{C}$ for 3 ± 1 seconds.	90% min. of the lead terminals will be wet with solder. (Except the edge of the terminal)
Soldering Heat Resistance	Lead terminals are immersed up to 1.5mm from buzzer's body in solder bath of $300 \pm 5^{\circ}\text{C}$ or $260 \pm 5^{\circ}\text{C}$ for 10 ± 1 seconds.	No interference in operation.
Terminal Mechanical Strength	For 10 seconds, the force of 9.8N (1.0kg) is applied to each terminal in axial direction.	No damage or cutting off.
Vibration	The buzzer shall be measured after applying a vibration amplitude of 1.5 mm with 10 to 55 Hz band of vibration frequency to each of the 3 perpendicular directions for 2 hours.	The value of oscillation frequency/current consumption should be $\pm 10\%$ of the initial measurements. The SPL should be within $\pm 10\text{dB}$ compared with the initial measurement.
Drop Test	The part will be dropped from a height of 75 cm onto a 40 mm thick wooden board 3 times in 3 axes (X, Y, Z) for a total of 9 drops.	

Environment Test

Item	Test Condition	Evaluation Standard
High temp. test	After being placed in a chamber at $+95^{\circ}\text{C}$ for 240 hours.	The buzzer will be measured after being placed at $+25^{\circ}\text{C}$ for 4 hours. The value of the oscillation frequency/current consumption should be $\pm 10\%$ compared to the initial measurements. The SPL should be within $\pm 10\text{dB}$ compared to the initial measurements.
Low temp. test	After being placed in a chamber at -40°C for 240 hours.	
Humidity test	After being placed in a chamber at $+40^{\circ}\text{C}$ and $90 \pm 5\%$ relative humidity for 240 hours.	
Temp. cycle test	The part shall be subjected to 5 cycles. One cycle will consist of:	





Reliability Test

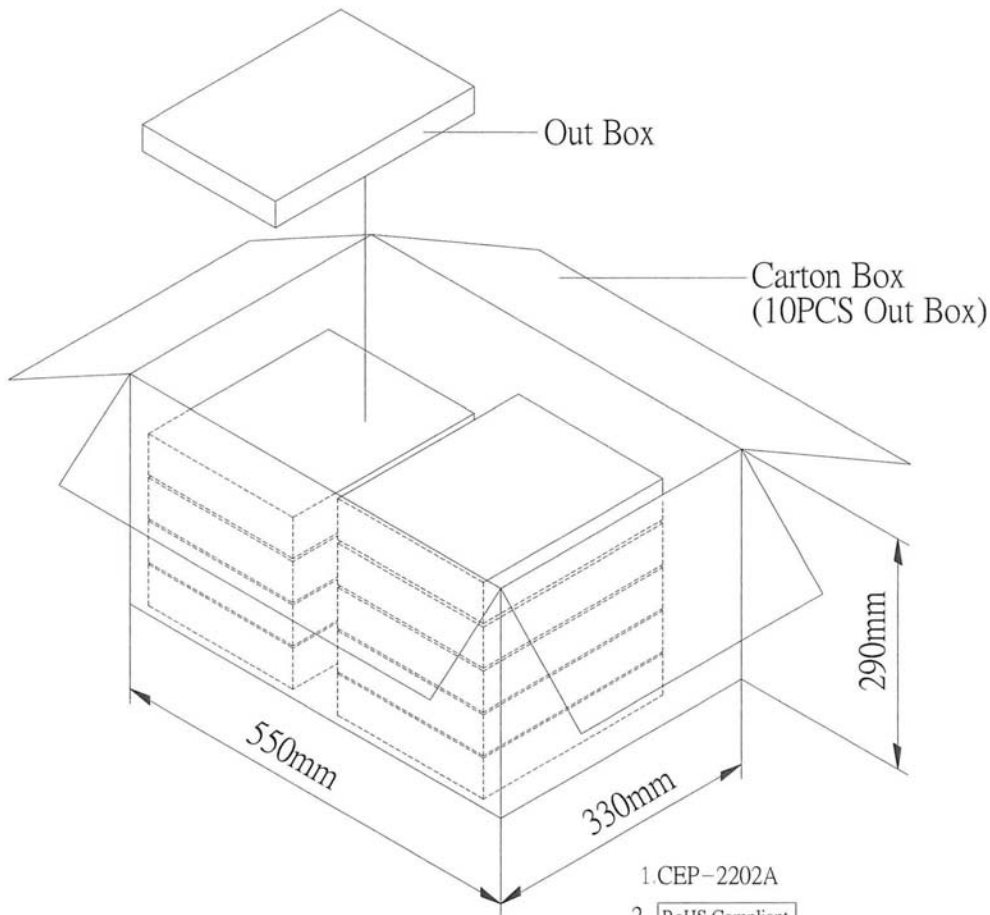
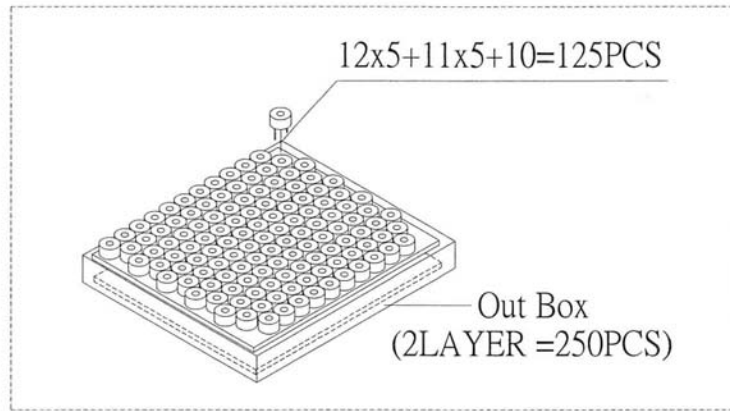
Item	Test Condition	Evaluation Standard
Operating (Life Test)	1. Continuous life test: The part will be subjected to 48 hours of continuous operation at +70°C with rated voltage applied. 2. Intermittent life test: A duty cycle of 1 minute on, 1 minutes off, a minimum of 5,000 times at room temp (+25 ±2°C) with rated voltage applied.	The buzzer will be measured after being placed at +25°C for 4 hours. The value of the oscillation frequency/current consumption should be ±10% compared to the initial measurements. The SPL should be within ±10dB compared to the initial measurements.

Test Conditions

Standard Test Condition	a) Temperature: +5 ~ +35°C	b) Humidity: 45 - 85%	c) Pressure: 860-1060 mbar
Judgement Test Condition	a) Temperature: +25 ±2°C	b) Humidity: 60 - 70%	c) Pressure: 860-1060 mbar



Packaging



Out Box	310mmx248mmx49mm	2x125PCS=250PCS
Carton Box	550mmx330mmx290mm	250PCSx10=2,500PCS