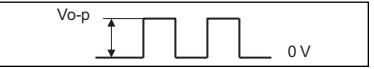


**PART NUMBER:** CD-1206

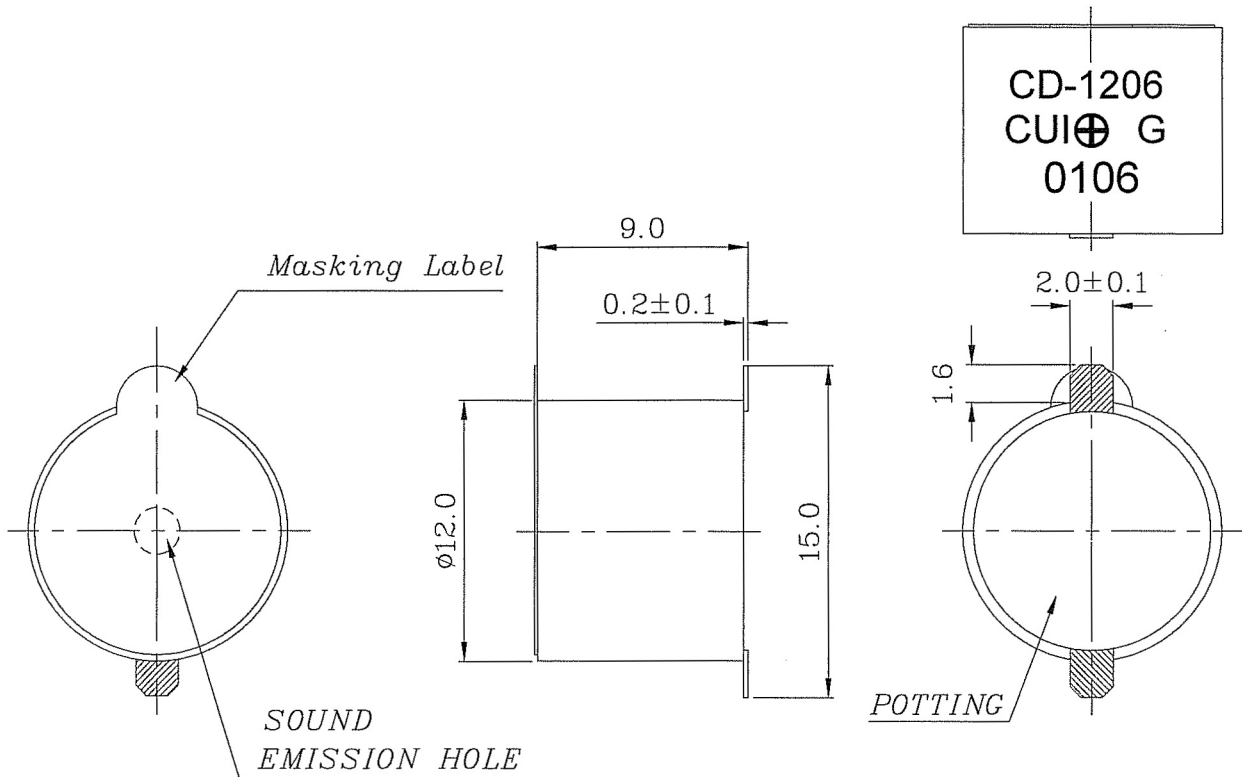
**DESCRIPTION:** magnetic buzzer

**SPECIFICATIONS**

rated voltage	5.0 Vo-p	
operating voltage	4.0 ~ 8.0 Vo-p	
current consumption	40 mA max.	applying rated voltage, 2400 Hz square wave, 1/2 duty
coil resistance	47.0 Ω ±7.0	
sound pressure level	85 db min. (94 typ.)	at 10 cm (A-weight), applying rated voltage, 2400 Hz square wave, 1/2 duty
operating temperature	-40 ~ +70° C	
storage temperature	-40 ~ +85° C	
dimensions	ø12.0 x H9.0 mm	
weight	1.6 g	
material	PPS (black)	
terminal	SMD type (Au Plating)	
RoHS	yes	

**APPEARANCE DRAWING**

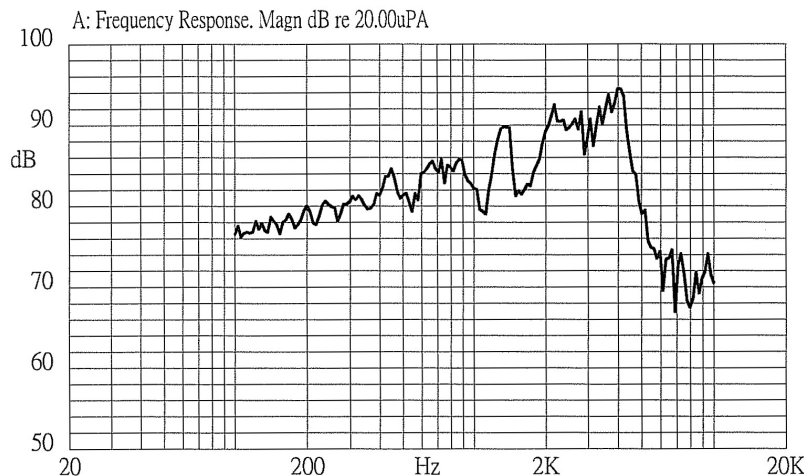
tolerance: ±0.5



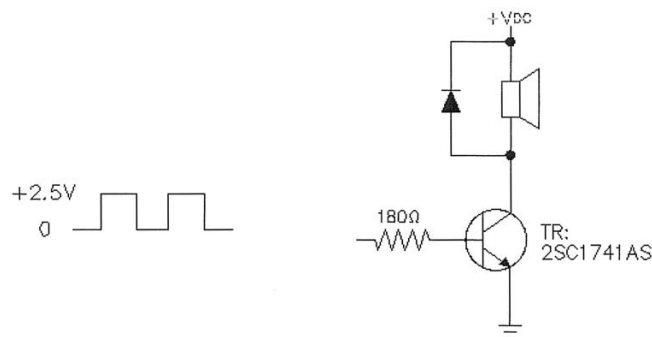
**PART NUMBER:** CD-1206

**DESCRIPTION:** magnetic buzzer

## TYPICAL FREQUENCY RESPONSE CURVE



## MEASUREMENT METHOD



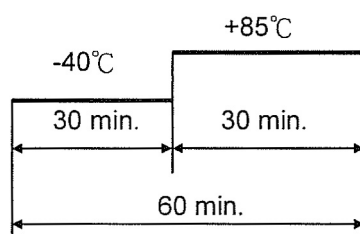
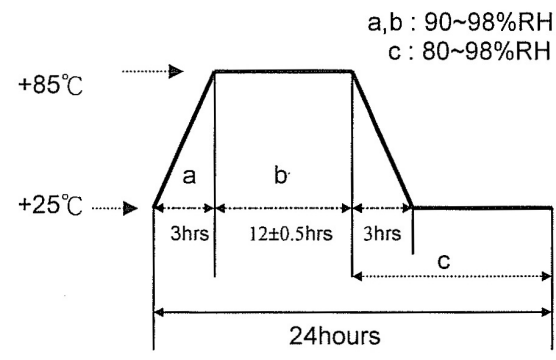
## MECHANICAL CHARACTERISTICS

item	test condition	evaluation standard
solderability	Lead terminals are immersed in solder bath of $270 \pm 5^\circ\text{C}$ for $3 \pm 1$ seconds.	95% of the lead pad surfaces must be covered with fresh solder (except the edge of the terminal).
soldering heat resistance	The buzzer follows the reflow temperature curve to test its reflow thermo stability.	No interference in operation.
terminal mechanical strength	Lead pads will be soldered onto the PCB, the force of 9.8N (1.0kg) is applied behind the part for 10 seconds.	No damage or cutting off.
vibration	The buzzer will be measured after applying a vibration amplitude of 1.5 mm with 10 to 55 Hz band of vibration frequency to each of the 3 perpendicular directions for 2 hours.	After the test, the part will meet specifications without any damage to its appearance. The SPL should be within $\pm 10\text{dB}$ compared with the initial measurement.
drop test	The part will be dropped from a height of 75 cm onto a 40 mm thick wooden board 3 times in 3 axes (X, Y, Z) for a total of 9 drops.	

**PART NUMBER:** CD-1206

**DESCRIPTION:** magnetic buzzer

**ENVIRONMENT TEST**

item	test condition	evaluation standard
high temp. test	After being placed in a chamber at +85°C for 96 hours.	
low temp. test	After being placed in a chamber at -40°C for 96 hours.	
thermal shock	The part will be subjected to 10 cycles. One cycle will consist of: <div style="text-align: center;">  </div>	
temp. cycle test	The part will be subjected to 10 cycles. One cycle will consist of: <div style="text-align: center;">  </div>	After the test, the part will meet specifications without any damage to its appearance and performance. After 4 hours at 25°C, the SPL should be 80 dBA or more.

**RELIABILITY TEST**

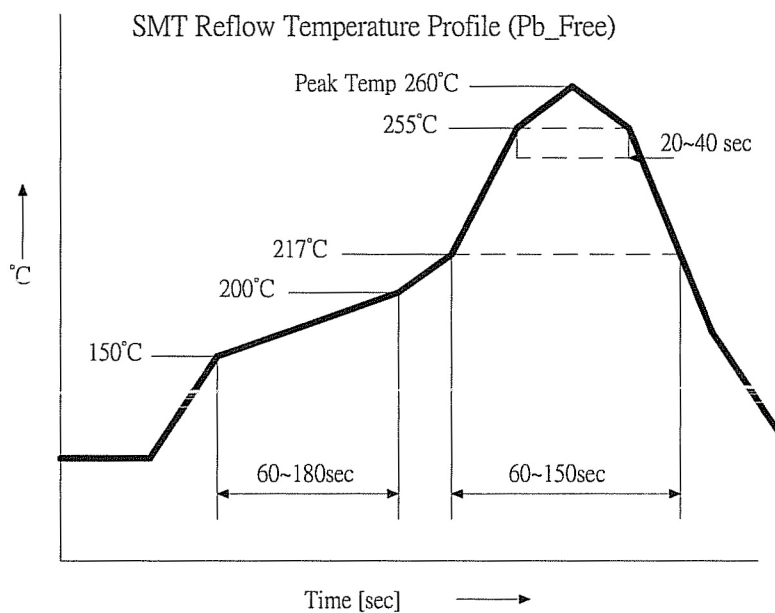
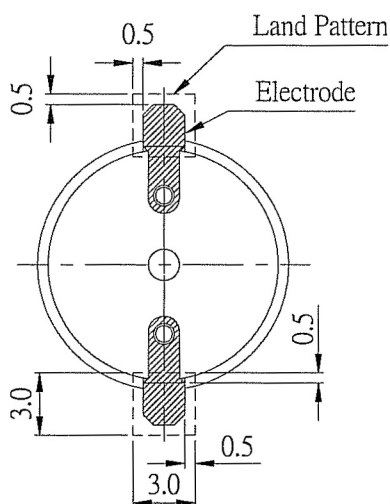
item	test condition	evaluation standard
operating (life test)	1. Continuous life test: The part will be subjected to 72 hours of continuous operation at +55°C with 5 V, 2400 Hz applied.  2. Intermittent life test: A duty cycle of 1 minute on, 1 minute off, a minimum of 10,000 times at room temp (+25 ±10°C) with 5 V, 2400 Hz applied.	After the test, the part will meet specifications without any damage to its appearance and performance. After 4 hours at 25°C, the SPL should be 80 dBA or more.

**TEST CONDITIONS**

standard test condition	a) temperature: +5 ~ +35°C	b) humidity: 45 - 85%	c) pressure: 860-1060 mbar
judgement test condition	a) temperature: +25 ±2°C	b) humidity: 60 - 70%	c) pressure: 860-1060 mbar

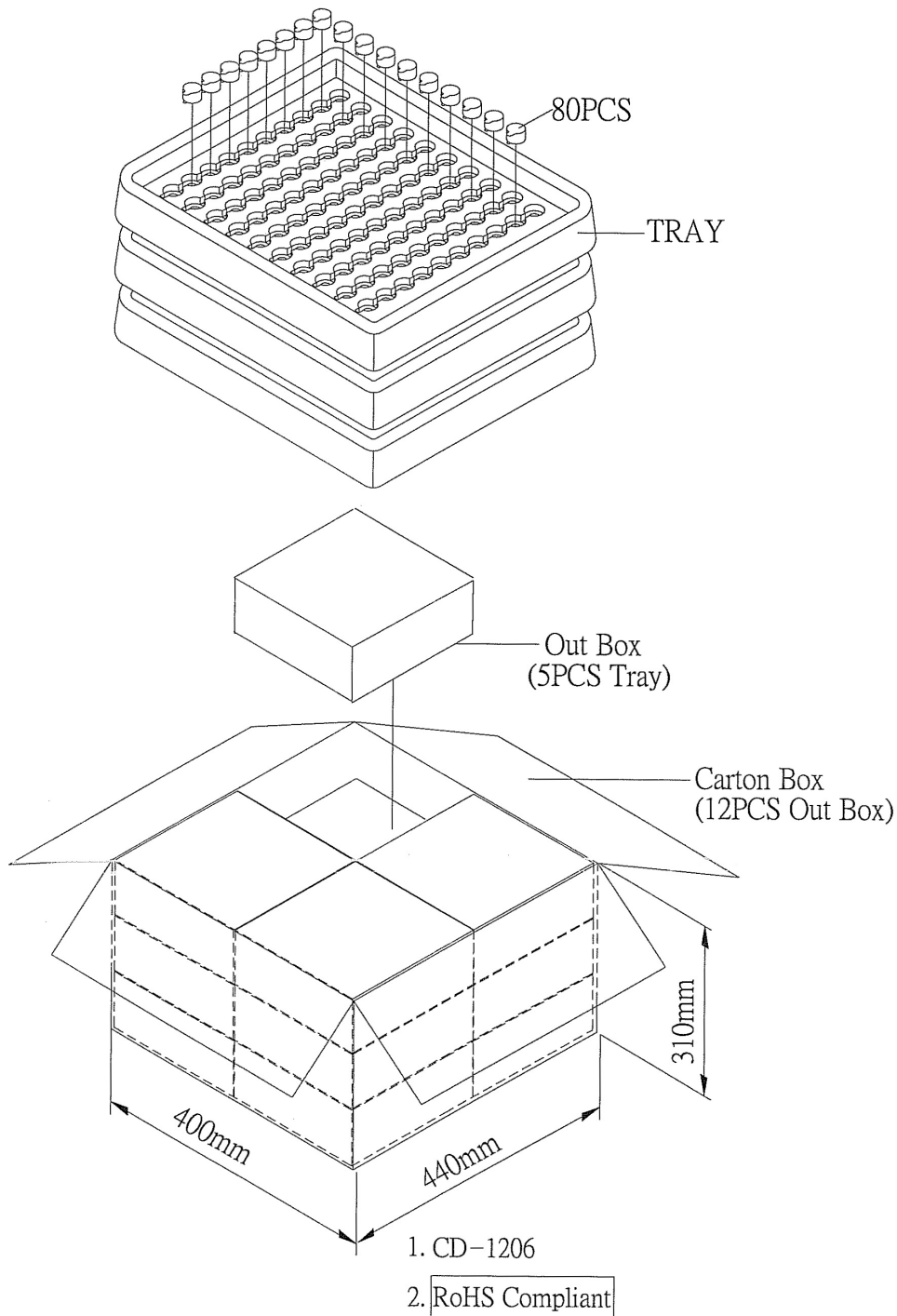
**PART NUMBER:** CD-1206

**DESCRIPTION:** magnetic buzzer

**RECOMMENDED TEMPERATURE PROFILE FOR REFLOW OVEN**

**RECOMMENDED LAND PATTERN**


**PART NUMBER:** CD-1206

**DESCRIPTION:** magnetic buzzer

**PACKAGING**


TRAY	184mmx184mmx24mm	8x10PCS=80PCS
Out Box	200mmx190mmx100mm	5LAYERx80PCS=400PCS
Carton Box	440mmx400mmx310mm	400PCSx12=4800PCS