



General Specifications

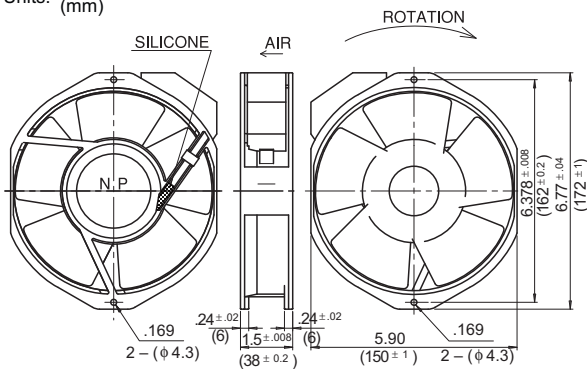
- Motor Protection:** Thermal Protect
- Motor Structure:** Capacitor-Run Induction Motor
- Insulation Resistance:** 100M Ω or over with a DC500V Megger
- Dielectric Withstand Voltage:** AC 1800V 3s
- Allowable Ambient Temperature Range:**
 - 10°C ~ +70°C (Operating)
 - 40°C ~ +70°C (Storage)
 - (non-condensing environment)

Expected Life

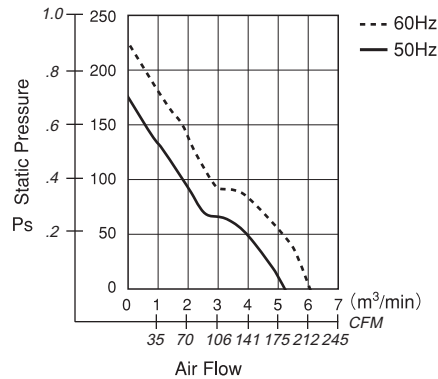
Failure Rate: 10%
25°C 100,000 Hours

Outline

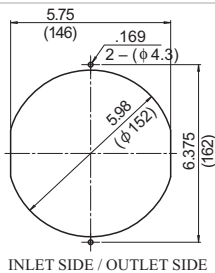
Units: $\frac{\text{inch}}{\text{mm}}$



Characteristic Curves



Panel Cut-outs



INLET SIDE / OUTLET SIDE

Material

- Casing :** Aluminum
- Impeller :** Polycarbonate (Class Fiber-Containing)
- Bearing :** Ball Bearings
- Terminal:** Faston #110 or Equiv

Specifications

MODEL	Rated Voltage	Frequency	Starting Voltage	Current	Input Power	Speed	Max. Air Flow	Max. Static Pressure	Noise	Mass	
	(V)	(Hz)	(V)	(A) ^{*1}	(W)+10/-20%	(min ⁻¹) ^{*3}	(CFM) ^{*3} (m ³ /min) ^{*3}	(in H ₂ O) ^{*3} (Pa) ^{*3}	(dB) ^{*2}	(g)	
5915PC-10T-B30-BM0	100	50	65	0.47	37.0	2700	176.50	5.00	.628	157.0	52.0
		60		0.44	33.0	3200	211.80	6.00	.863	215.8	56.0
5915PC-12T-B30-AM0	115	50	75	0.38	35.0	2700	176.50	5.00	.628	157.0	52.0
		60		0.36	32.0	3200	211.80	6.00	.863	215.8	56.0
5915PC-20T-B30-BM0	200	50	130	0.23	34.0	2700	176.50	5.00	.628	157.0	52.0
		60		0.21	33.0	3200	211.80	6.00	.863	215.8	56.0
5915PC-22T-B30-BM0	220	50	145	0.21	40.0	2700	176.50	5.00	.628	157.0	52.0
		60		0.18	38.0	3200	211.80	6.00	.863	215.8	56.0
5915PC-23T-B30-AM0	230	50	150	0.19	35.0	2700	176.50	5.00	.628	157.0	52.0
		60		0.18	35.0	3200	211.80	6.00	.863	215.8	56.0
5915PC-24T-B30-AM0	240	50	155	0.18	34.0	2700	176.50	5.00	.628	157.0	52.0
		60		0.17	34.0	3200	211.80	6.00	.863	215.8	56.0

Rotation: Counterclockwise as seen from the label side.
Arrow Outlet: Label side

*1:Maximum Values in Free Air *3:Minimum Values in Free Air
*2:Average Values in Free Air

