

Features:

- ◇ Space saving design only 1.4" (35.6mm) deep
- ◇ Occupies less than 2.5 x 1.1 inches of front panel space
- ◇ High contrast LCD
- ◇ 3½ digits with 0.39" LCD
- ◇ Snap-In bezel eliminates the need for mounting hardware
- ◇ User Selectable Decimal Points
- ◇ Process input (4 to 20mA) adder board with multi-turn SPAN (GAIN) and ZERO (OFFSET) adjustments
- ◇ Loop powered

Specifications:

Display:	Digits:	3 ½ digits (±1999 counts)
	Type:	0.39" (10mm) high contrast reflective LCD
	Polarity:	automatic, "-" displayed
	Decimal Points:	3 position, user selectable
Inputs:	Overrange:	three lower order digits blank for inputs >1999 & < -1999
	Ranges:	process inputs, 4 to 20 mA
	Configuration:	bipolar, differential
	Protection:	30 mA max.
Performance:	Loop Burden:	300Ω nominal @ 20 mA DC (loop powered)
	Accuracy:	±(0.1% + 1 counts) typical ±(0.2% + 2 counts) maximum
	Conversion Rate:	3 per second
	Normal Mode Rejection:	>30 dB @ 60 Hz
	Adjustments:	automatic
	Warmup:	10 minutes typical
	Temperature Coeff.:	±100 ppm per °C typical
Environment:	Operating Range:	0 to 50 °C
	Storage Range:	-10 to 60 °C
Power Supply:		powered by the 4-20mA current loop
Mounting:	LCD:	snap-in bezel mount
	Process Board:	plugs onto DPM pins, adds approx. 0.6"(16mm) to depth
Connection:		screw terminals on process board

Ordering Information:

PART NUMBER

DK190.....	4 to 20mA Loop Powered
PW2-24.....	Regulated 120V AC to 24V DC Power Supply
PW1.0.....	24V AC to adjustable DC output
CPW1.5.....	24V AC to adjustable DC output
CVC.....	Calibrator

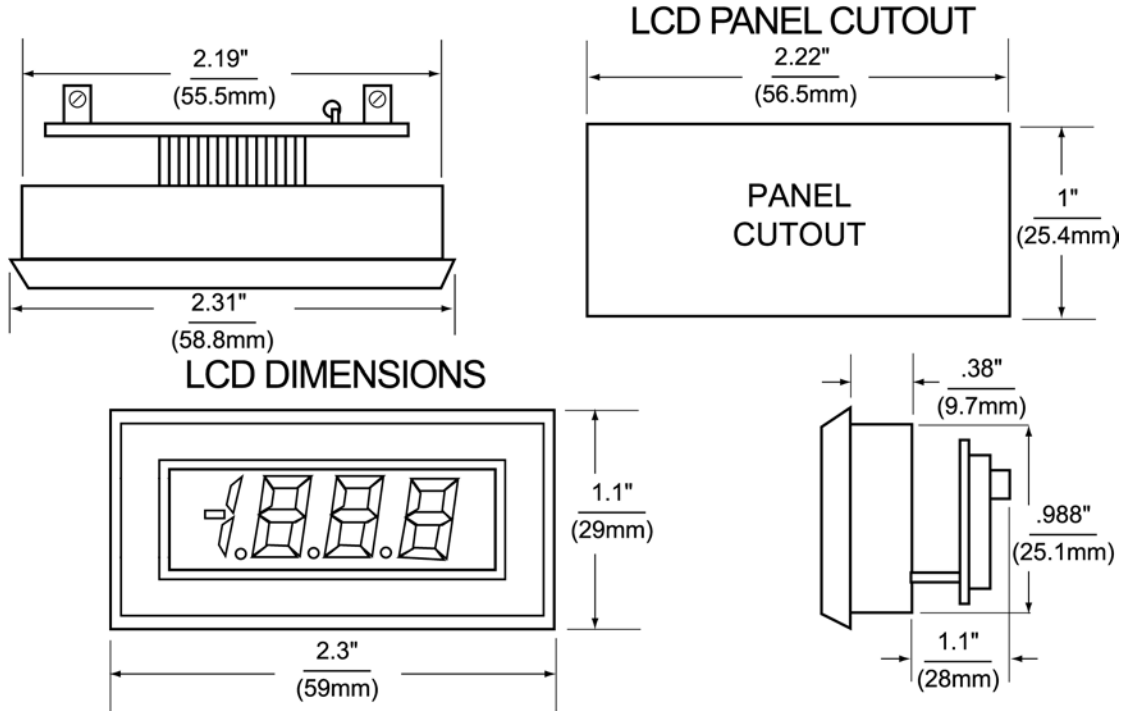
LCD Digital Panel Meter

3½ Digit LCD with adder board for process inputs



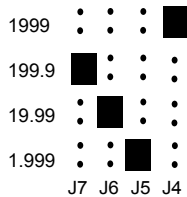
DK190

Dimensions



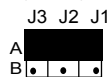
Wiring

1. DECIMAL SELECTION:



2. J1, J2, J3 SELECTION:

IF: OFFSET (ZERO) IS 0 or
 OFFSET (ZERO) > 0 and GAIN (SPAN) ÷ OFFSET (ZERO) ≥ 5



IF: OFFSET (ZERO) > 0 and GAIN (SPAN) ÷ OFFSET (ZERO) < 5

