

# Electro-mechanical impulse counters totalizing - 24 x 48

- Front panel 24 x 48 mm
- 6 or 5 digits, 4 mm in height
- With or without manual zero reset
- White digits on black background

## Characteristics

|                                  |  |
|----------------------------------|--|
| Counting capacity                | 999 999 imp<br>without zero reset<br>99 999 imp<br>with zero reset       |
| Height of digits                 | 4 mm   |
| Max. count rate                  | ~ 18 imp/s<br>--- 25 imp/s   |
| Min. count rate                  | ~ 28 ms<br>--- 20 ms   |
| Min. pause time between 2 pulses | ~ 28 ms<br>--- 20 ms   |
| Max. pulse length (count coil)   | No limit   |
| Voltage variation                | +10% / -15% from Un  |
| Operation factor                 | 100%   |
| Absorbed power                   | 24 V~ / 115 V~<br>230 V~<br>24 V---                                      |
| Mechanical life (count function) | 1.1 VA<br>2.1 VA<br>0.8 W<br>> 50 x 10 <sup>6</sup><br>operations        |
| Voltage tests to IEC 255 100     | U ≤ 60 V : 500 V<br>U > 60 V : 2000 V                                    |
| Protection                       | Case IP 40<br>Terminal IP 00   |
| Environmental protection         | Metal parts<br>protected (by<br>surface treatment)<br>or non-corroding   |
| Maintenance                      | None   |
| Operates in any position         | Yes  |
| Temperature limits               | Use<br>Stored  |
| Connections                      | - 10 + 60 °C<br>- 40 + 80 °C<br>6.35 faston connectors<br>or link screws |
| Mounting                         | 2 x M3 screws -<br>F90° on front panel                                   |
| Weight                           | 50 g   |


Other voltages : please consult us

## To order, specify :

**1**

Part number

Example : Electro-mechanical impulse counters totalizing -  
6 decades - 99 766 901



## Part numbers (and voltages)

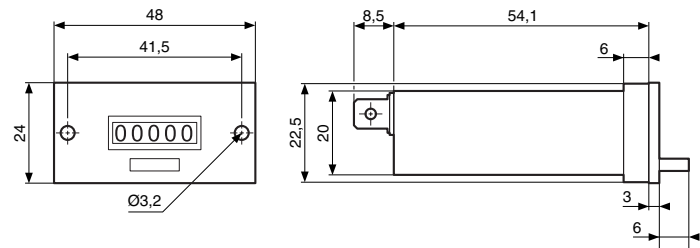
| Reset              | Without (A)       | Manual (B)        |
|--------------------|-------------------|-------------------|
| 230 V - 50 • 60 Hz | <b>99 766 901</b> | <b>99 766 921</b> |
| 115 V - 50 • 60 Hz | <b>99 766 902</b> | <b>99 766 922</b> |
| 24 V - 50 • 60 Hz  | <b>99 766 904</b> | <b>99 766 924</b> |
| 24 V ---           | <b>99 766 907</b> | <b>99 766 927</b> |

### N.B.

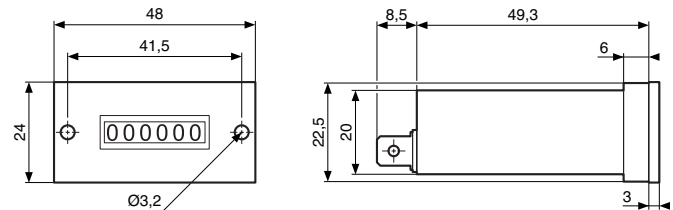
No count pulse must be received during the zero reset time. If a pulse is received damage may be caused.

## Dimensions

24 x 48 - 5 decades **99 766 92●**

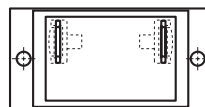


24 x 48 - 6 decades **99 766 90●**

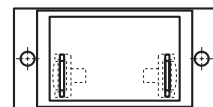


Rear panels

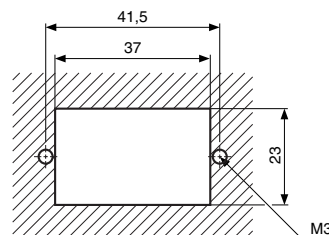
**99 766 92●**



**99 766 90●**



Panel cut-out **99 766 9●●**



Products and specifications subject to change without notice.

Consult factory for application assistance.

204 Airline Drive, Suite 300, Coppell, Texas 75019 / Tel: (800) 677-5311 / FAX: (800) 677-3865 / www.crouzet-usa.com