


MCR-DAC 8-U-10-BUS

Order No.: 2808190

The illustration shows version MCR-DAC 8-U-5-BUS




<http://eshop.phoenixcontact.de/phoenix/treeViewClick.do?UID=2808190>

MCR 8-bit digital/analog converters, with flat-ribbon cable connection and COMBICON plug connector, pitch 5.08 mm, output signal 0..10 V

Commercial data	
EAN	4017918075545
Pack	1 pcs.
Customs tariff	85389091
Weight/Piece	0.1349 KG
Catalog page information	Page 343 (IF-2007)

Product notes

WEEE/RoHS-compliant since: 08/06/2008



<http://www.download.phoenixcontact.com>
 Please note that the data given here has been taken from the online catalog. For comprehensive information and data, please refer to the user documentation. The General Terms and Conditions of Use apply to Internet downloads.

Technical data

Input data	
Input signal	8 Bit (1 leading sign)
Input voltage range	24 V DC ... 30 V DC
Signal level "1" signal	≥ 15 V DC
Signal level "0" signal	≤ 2 V DC
Max. input current	≤ 1 mA

Input resistance	≥ 5.7 kΩ
Name of protection	Surge protection
Protective circuit/component	Suppressor diode, 36 V / 1500 W

Output data

Output current	5 mA
Output name	Voltage output
Voltage output signal	0 V ... 10 V
Load/output load voltage output	≥ 2 kΩ
Resolution, outputs (voltage)	Approx. 39 mV
D/A conversion time	≤ 25 μs

Power supply

Nominal supply voltage	24 V DC ±10 %
Range of supply voltages	22 V DC ... 26 V DC
Max. current consumption	20 mA

Connection data

Type of connection	Flat-ribbon cable connection and COMBICON plug connector (pitch 5.08 mm)
Conductor cross section solid min.	0.2 mm ²
Conductor cross section solid max.	2.5 mm ²
Conductor cross section stranded min.	0.2 mm ²
Conductor cross section stranded max.	2.5 mm ²
Conductor cross section AWG/kcmil min.	24
Conductor cross section AWG/kcmil max	14
Stripping length	8 mm
Screw thread	M3

General data

Width	25 mm
Height	108 mm
Depth	100.5 mm
Transmission error, max.	(± 1 LSB, for 25°C)
Protective circuitry	Protection against polarity reversal, suppressor diode
Ambient temperature (operation)	0 °C ... 55 °C
Color	green
Housing material	Polyamide PA non-reinforced

Mounting position	Any
Conformity	CE compliant

Certificates / Approvals

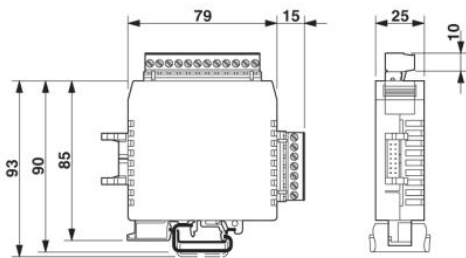


Certification

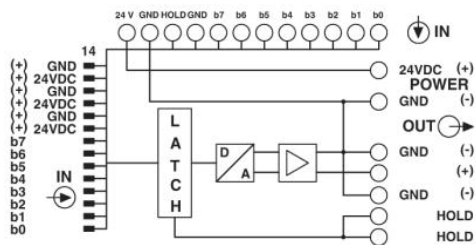
GOST

Diagrams/Drawings

Dimensioned drawing



Circuit diagram



Address

PHOENIX CONTACT Inc., USA
586 Fulling Mill Road
Middletown, PA 17057, USA
Phone (800) 888-7388
Fax (717) 944-1625
<http://www.phoenixcon.com>



© 2010 Phoenix Contact
Technical modifications reserved;